

State of New Mexico



Child Support Enforcement Division

Parental Responsibility Act (NMSA 1978 §40-5A) Annual Report (November 1, 2021 – October 31, 2022)

To
Governor Michelle Lujan Grisham
and
The New Mexico State Legislature

From
David R. Scrase, M.D. Cabinet Secretary

December 2022

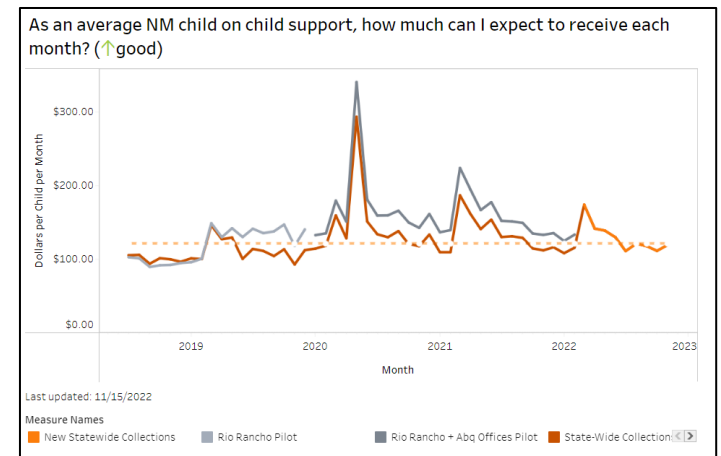
CHILD SUPPORT AND THE PARENTAL RESPONSIBILITY ACT

The Human Services Department (HSD) Child Support Enforcement Division (CSED) serves plays a very important role in The Parental Responsibility Act (PRA) which has been in effect since July 1, 1995 through State Statute, NMSA 1978 §40-5A.

The purpose of the PRA is to require parents to eliminate child support arrearages in order to be issued, maintain or renew a license. There are currently six-three (63) state entites that issue licenses as defined by the PRA that the CSED works with in an effort to bring parents back into compliance with their child support obligation and ensure children are financially supported. Studies have shown that the collection of child support has a positive effect on the family relationships, involvement by the non-custodial parent in the child’s life, the child’s academic achievements, and cognitive development in young children.

The CSED began a concerted effort over the past four years to implement national best practices and modernization initiatives that positively impact the families and children it serves. The main goal in these efforts is to ensure children get the consistent monthly financial support they need to grow up happy and healthy and help parents avoid getting behind on child support payments that result in arrearages. The scorecard measure to the right is updated each month on the HSD website to indicate on *aveage* how much a child can receive each month based on actual collections. In 2020 and 2021 there are spikes due to the Coronavirus Aid, Relief, and Economic Security (CARES) Act economic stimulus payments. Those resulted in one time payments, but CSED is focused on a more positive mipact with consistent payments coming in, and is starting to see a positive results.

The PRA is one of the programs that has benefited from the modernization initiatives. In 2020 CSED implemented the Supporting, Training, and Employing Parents up! (STEPUp!) program, which benefits those non-custodial parents (NCPs) whose licenses have been or are in jeopardy of being suspended due to child support delinquency. CSED is referring the NCPs to the Department of Workforce Solution (DWS) to assist them with job development and job opportunities with the goal of getting employment and on wage withholding for more consistent payments. By complying with the referral to the STEPUp! program, the NCPs are provided a certificate of compliance to get their license re-issued or stop the license from being suspended by the licensing agency. Successful compliance with the referral to the STEPUp! program is in lieu of making a lump sum payment. The program is beginning to see success, with a 48% job placement rate of all referrals in State Fiscal Year 2022.



New Mexico Human Services Department Scorecard Measure

THE PARENTAL RESPONSIBILITY ACT - PROCESS AND PROGRESS

The PRA states that, upon receiving appropriate notice, a parent will comply with subpoenas and warrants relating to child support and paternity. Under the PRA due process protections for the parent are outlined and require the board denying the application or renewal of the license to provide written notice of the grounds for the denial and the right to a hearing. Similar rules apply to suspension and revocation of licenses.¹

A requirement of the Human Services Department (HSD) in the PRA (NMSA 1978 §40-5A-13) is annual reporting to the Governor and the Legislature to report on the progress of child support enforcement measures. These measures include:

- 1) the number of obligors certified by the department as delinquent;
- 2) the number of obligors who also were licensees or applicants subject to the provisions of the PRA;
- 3) the number of licenses suspended or revoked by each board and the number of new licenses and renewals that were delayed or denied by each board;
- 4) the number of licenses and renewals that were granted following an applicant's compliance with a judgment and order for support; and
- 5) the cost incurred for the year in the enforcement of the PRA.

The following information provides the data for those measures for the reporting period of November 1, 2021 to October 31, 2022.

1. The number of monthly delinquent obligors certified by the department is noted in the following table:

2021		2022		2022	
November	13,226	January	14,203	June	14,087
December	14,205	February	14,355	July	14,055
		March	14,261	August	13,913
		April	14,113	September	13,973
		May	13,952	October	13,933

2. The number of obligors who also were licensees or applicants subject to the provisions of the PRA: **183,390**
3. The number of licenses that were suspended or revoked by each board, and the number of new licenses and renewals that were delayed or denied by each board: **9,126**
4. The number of licenses and renewals that were granted following an applicant's compliance with a judgment and order for support: **1,053**
5. The number of administrative hearings conducted by the licensing entities: **0**
6. The cost incurred by the licensing agencies in the enforcement of the PRA: **\$34,314.61**

¹ § 40-5A-6 (2015).

SUMMARY OF EFFECTIVENESS

The HSD Child Support Enforcement Division (CSED) has collected lump-sum payments for the past year of \$759,790.86. This is a decrease in lump-sum payments from 2021 of \$1,136,980.91 due to the referrals to the STEPUp! program to assist NCPs with job development and job opportunities to get them back on track to meeting their monthly child support obligations rather than simply paying a lump sum payment to get their license back. CSED provided to the licensing entities monthly an average of 13,226 delinquent obligors for purposes of matching with licensees or applicants. CSED issued 5,613 Certificates of Compliance (CoCs) for the current reporting period. The itemization of the amounts collected by CSED is noted in Table #1.

Currently the licensing entities report to CSED both on a monthly and annual basis on the work they have performed to be in compliance with the PRA. Over the last year, processes have continued to be streamlined to eliminate duplicative efforts and to make reporting faster and easier for the licensing entities. The work of the licensing entities for the reporting period from November 1, 2021, to October 31, 2022, is reflected in Table #2.

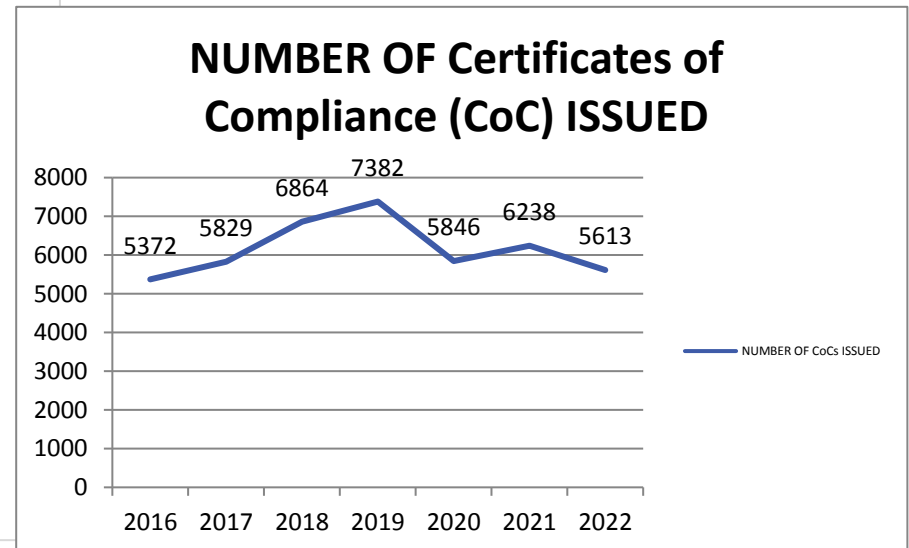
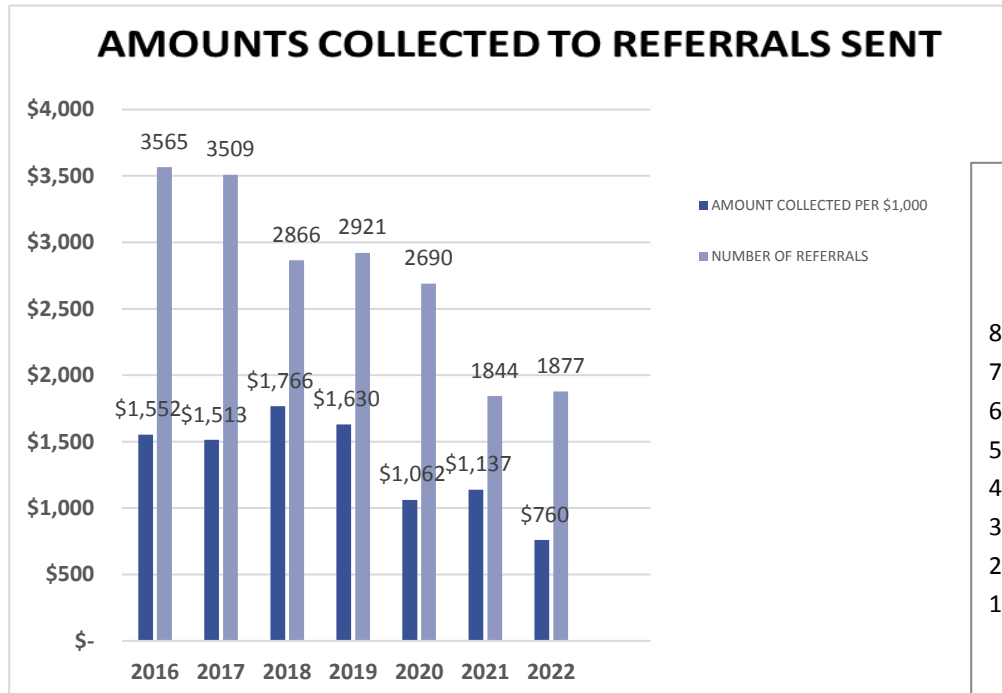


Table #1

Regulatory Organization	CSED Total Collections for Reporting Period November 1, 2021 - October 31, 2022
Taxation and Revenue Department - MVD	\$680,933.53
Regulation and Licensing Department	
Alcohol and Gaming Division	\$2,596.83
Construction Industries Division	\$4,288.50
Manufactured Housing Division	\$0.00
Securities Division	\$0.00
Accountancy	\$0.00
Acupuncture and Oriental Medicine	\$0.00
Animal Shelter Servicing	\$0.00
Athletic Commission	\$0.00
Athletic Trainers	\$0.00
Barbers and Cosmetologist	\$410.00
Board of Naprapathic Practice (with NM Medical Board)	\$0.00
Body Art Practitioners	\$0.00
Chiropractic Examiners	\$0.00
Counseling and Therapy Practice	\$0.00
Dental Health	\$0.00
Funeral Services Board	\$0.00
Interior Design	\$0.00
Landscape Architects	\$0.00
Massage Therapy	\$0.00
Nursing Home Administrators	\$0.00
Nutrition and Dietetics	\$0.00
Occupational Therapy	\$0.00
Optometry	\$0.00

Osteopathic Medicine (with NM Medical Board)	\$0.00
Pharmacy	\$0.00
Physical Therapist	\$0.00
Podiatry	\$0.00
Private Investigations	\$0.00
Psychologist Examiners	\$0.00
Real Estate Appraisers	\$0.00
Real Estate Commission	\$50.00
Respiratory Care	\$0.00
Signed Language Interpreting Practices	\$0.00
Social Work	\$0.00
Speech-Language Pathology Audiology & Hearing Aid Dispensing Practices	\$0.00
Department of Health	
Scientific Laboratory Division	\$0.00
Emergency Medical Services Bureau	\$333.33
Maternal & Child Health Bureau	\$0.00
Medical Cannabis Program	\$0.00
Department of Public Safety	\$0.00
Department of Transportation	
Traffic Safety Bureau	\$0.00
Energy, Minerals and Natural Resources Dept.	\$0.00
Department of Game and Fish	\$65,270.83
Environment Department	
Solid Waste Bureau	\$0.00
Petroleum Storage Tank Bureau	\$0.00
Medical Imaging and Radiation Therapy Program	\$0.00
Surface Water Quality Bureau	\$0.00
Drinking Water Bureau	\$0.00
Public Education Department	\$498.50
Department of Agriculture	\$0.00
Board of Examiners for Architects	\$0.00

State of NM Medical Examiners Board	\$4,006.00
Board of Nursing	\$333.33
Commission for the Blind	\$0.00
Board of Veterinary Medicine	\$0.00
Gaming Control Board	\$0.00
Board of Licensure for Professional Engineers and Surveyors	\$0.00
Racing Commission	\$0.00
Office of Superintendent of Insurance	\$1,070.00
Public Regulation Commission	
State of NM Fire Marshal's Office	\$0.00
Motor Transportation Division	\$0.00
Supreme Court	
State of NM Supreme Court Bar Examiners	\$0.00
State of NM Supreme Court Disciplinary Board	\$0.00
State of NM Certified Court Reporter Board	\$0.00
Total Amount Collected	\$759,790.86

Table #2

	Number of Obligors Subject to PRA	Number of Suspended Licenses	Number of Revoked Licenses	Number of Delayed New Licenses	Number of Denied New Licenses	Number of Delayed Renewals	Number of Denied Renewals	Number of Licenses Granted after Obligor Compliance	Number of Renewals Granted after Obligor Compliance	Number of Hearings Held	Cost Incurred for Implementation & Enforcement of PRA
Board of Examiners for Architects	0	0	0	0	0	0	0	0	0	0	0
Board of Licensure for Professional Engineers and Surveyors	10,228	0	0	0	0	0	0	0	0	0	0
Board of Nursing	26	0	3	0	0	0	0	0	0	0	0

Board of Veterinary Medicine	0	0	0	0	0	0	0	0	0	0	0	0
Commission for the Blind	133	0	0	0	0	0	0	0	0	0	0	0
Department of Agriculture	7	4	0	0	0	0	0	0	0	0	0	\$2,500.00
Department of Game & Fish	1179	1072	0	0	0	0	0	0	0	0	0	\$29,475.00
Department of Health												
Scientific Laboratory Division	167,148	0	0	0	0	0	0	0	0	0	0	0
Emergency Medical Services Bureau	NR											
Maternal & Child Health Bureau	0	0	0	0	0	0	0	0	0	0	0	\$167.25
Medical Cannabis Program	NR											
Department of Public Safety												
Law Enforcement Academy	UNK	0	0	0	0	N/A	N/A	0	N/A	0	0	0
Concealed Carrying Unit	NR											
Department of Transportation	0	0	0	0	0	0	0	0	0	0	0	0
Energy, Minerals & Natural Resource Department												
Mining and Minerals Division	1	1	0	0	0	0	0	0	0	0	0	0
Environment Department												

Solid Waste Bureau	11	0	0	0	0	0	0	0	0	0	0	0
Petroleum Storage Tank Bureau	0	0	0	0	0	0	0	0	0	0	0	\$600.00
Medical Imaging and Radiation Therapy Program	0	0	0	0	0	0	0	0	0	0	0	\$240.00
Drinking Water Bureau	26	26	0	0	0	0	1	0	0	0	0	0
Medical Board	NR											
Board of Naprapathic Practice	NR											
Board of Osteopathic Medical Examiners	NR											
Office of the Superintendent of Insurance	47	0	0	0	0	0	0	0	0	0	0	0
Public Education Department	0	0	0	0	0	0	0	0	0	0	0	0
Public Regulation Commission												
Motor Transportation Division	1	0	0	0	0	0	0	0	0	0	0	0
Racing Commission	NR											
Regulation & Licensing Department												
<i>DIVISIONS:</i>												
Alcohol Beverage Control Division	212	0	0	13	0	121	0	13	94	0	0	\$271.16

Construction Industries Division	4	0	0	0	0	0	0	0	0	3	0	0
Manufactured Housing Division	NR											
Securities Division	0	0	0	0	0	0	0	0	0	0	0	0
BOARDS & COMMISSIONS												
Accountancy	0	0	0	0	0	0	0	0	0	0	0	0
Acupuncture and Oriental Medicine	UNK	0	1	0	0	0	0	0	0	0	0	0
Athletic Commission	UNK	0	0	0	0	0	0	0	0	0	0	0
Athletic Trainers	0	0	0	0	0	0	0	0	0	0	0	N/A
Barbers and Cosmetologist	UNK	0	8	0	0	0	0	0	0	0	0	0
Body Art Practitioners	UNK	0	1	0	0	0	0	0	0	0	0	0
Chiropractic Examiners	0	0	0	0	0	0	0	0	0	0	0	N/A
Counseling and Therapy Practice	UNK	0	0	0	0	0	0	0	0	0	0	0
Dental Health	0	0	0	0	0	0	0	0	0	0	0	N/A
Funeral Services Board	0	0	0	0	0	0	0	0	0	0	0	N/A
Interior Design	0	0	0	0	0	0	0	0	0	0	0	N/A
Landscape Architects	0	0	0	0	0	0	0	0	0	0	0	N/A
Massage Therapy	UNK	0	3	0	0	0	0	0	0	0	0	0
Nursing Home Administrators	UNK	0	0	0	0	0	0	0	0	0	0	0

Nutrition and Dietetics	0	0	0	0	0	0	0	0	0	0	0	N/A
Occupational Therapy	0	0	0	0	0	0	0	0	0	0	0	N/A
Optometry	0	0	0	0	0	0	0	0	0	0	0	N/A
Osteopathic Medicine	NR											
Pharmacy	8	0	0	0	0	0	0	0	0	8	0	\$52.57
Physical Therapist	UNK	0	0	0	0	0	0	0	0	0	0	0
Podiatry	0	0	0	0	0	0	0	0	0	0	0	N/A
Private Investigations	UNK	0	4	0	0	0	0	0	0	0	0	0
Psychologist Examiners	0	0	0	0	0	0	0	0	0	0	0	N/A
Real Estate Appraisers	0	0	0	0	0	0	0	0	0	0	0	N/A
Real Estate Commission	42	0	0	0	0	0	0	0	0	0	0	\$459.00
Respiratory Care	UNK	0	0	0	0	0	0	0	0	0	0	0
Signed Language Interpreting Practices	0	0	0	0	0	0	0	0	0	0	0	N/A
Social Work	UNK	0	0	0	0	0	0	0	0	0	0	0
Speech-Language Pathology Audiology & Hearing Aid Dispensing Practices	0	0	0	0	0	0	0	0	0	0	0	N/A
Supreme Court												
Bar Examiners	0	0	0	0	0	0	0	0	0	0	0	0
Board Governing Recording of	0	0	0	0	0	0	0	0	0	0	0	0

Judicial Proceedings											
Disciplinary Board	2	0	0	0	0	0	0	0	0	0	\$549.63
Taxation and Revenue Department											
Motor Vehicle Division	4319	4403	0	1811	1549	83	22	887	51	0	0
TOTALS	183,394	5506	20	1824	1549	204	23	900	156	0	\$34,314.61

*Based on information received from monthly reports NR = Licensing Agencies that did not report data