


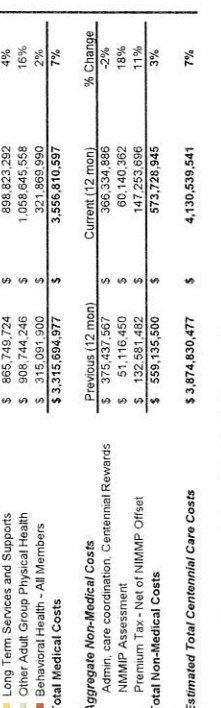
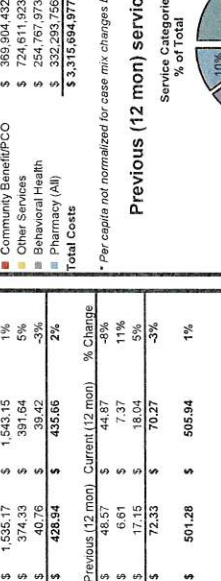
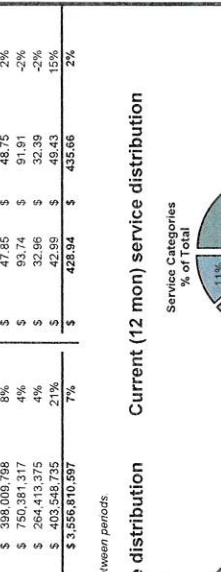


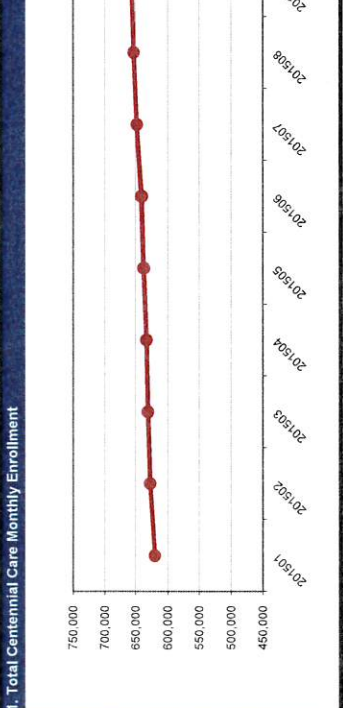
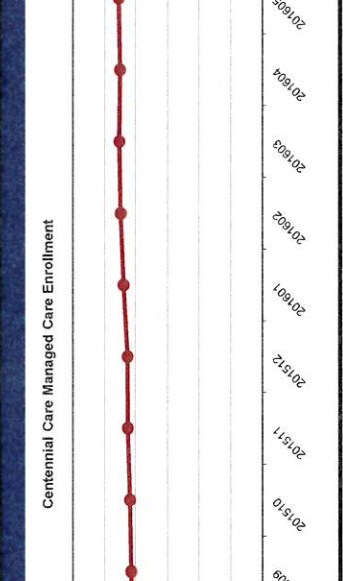
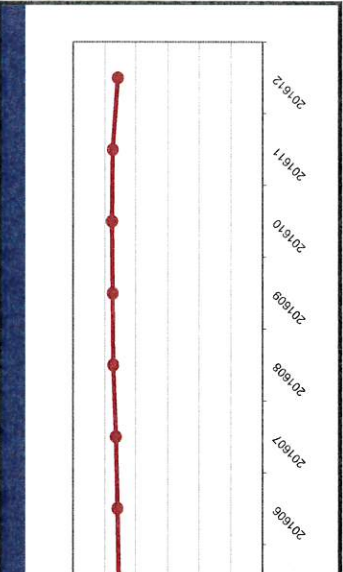


Centennial Care Waiver Renewal Timeline





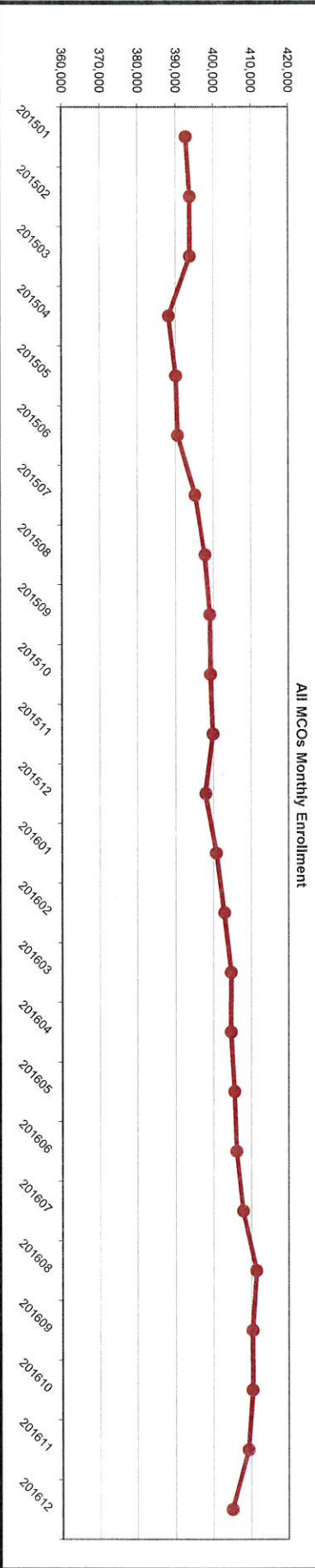




State of New Mexico - All MCOs
Total Population (TANF, Aged, Blind, Disabled, CYFD, Pregnant Women)
Physical Health Utilization and Cost Review

Reported Encounters for Enrolled Members as of: December 31, 2016
 Previous Period: January 1, 2015 to December 31, 2015
 Current Period: January 1, 2016 to December 31, 2016

1. Total Population Monthly Enrollment

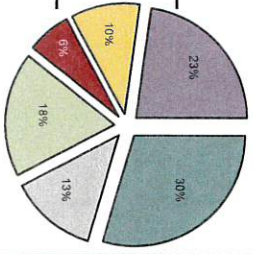


2. Total Population Medical/Pharmacy Dollars

Aggregate Annual Costs	Previous (12 mon)	Current (12 mon)	% Change
Medical	\$ 1,112,587,176	\$ 1,148,198,511	3%
Pharmacy	\$ 113,521,931	\$ 129,273,246	14%
Total	\$ 1,226,109,107	\$ 1,277,471,756	4%


Aggregate Costs by Service Categories

Service Categories	Previous (12 mon)	Current (12 mon)	% Change
Inpatient (IP)	\$ 370,934,202	\$ 378,229,620	2%
Outpatient (OP)	\$ 162,751,987	\$ 163,968,716	1%
Physician (PH)	\$ 217,567,531	\$ 233,053,837	7%
Emergency Department (ED)	\$ 80,097,206	\$ 82,334,296	3%
Pharmacy (RX)	\$ 113,521,931	\$ 129,273,246	14%
Other (OTH)	\$ 281,236,249	\$ 290,612,040	3%
Total Population Costs	\$ 1,226,109,107	\$ 1,277,471,756	4%
Per Capita Cost (PMPM)	\$ 258.77	\$ 261.85	1%
Total Member Months	4,738,295	4,878,574	3%



3. Retail Pharmacy Usage (Definitions in Glossary)

Total Generic / Brand Rx	Previous Costs (12 mon)	Current Costs (12 mon)	Change %
Brand	\$ 79,680,989	\$ 95,111,890	19%
Generic	\$ 31,050,154	\$ 31,256,581	1%
Other Rx	\$ 2,790,788	\$ 2,904,775	4%
Total	\$ 113,521,931	\$ 129,273,246	14%



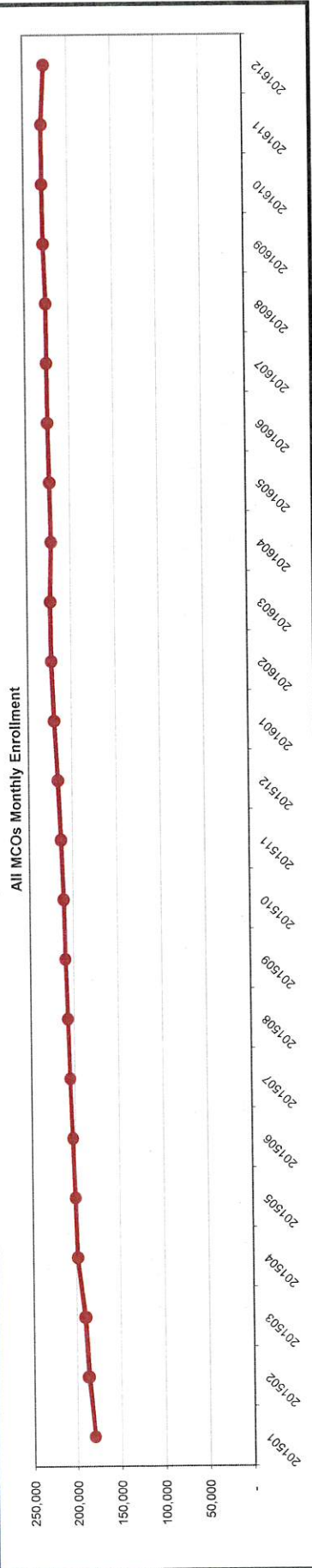
* Other Rx represents supplies such as diabetic test strips.

4. NOTES

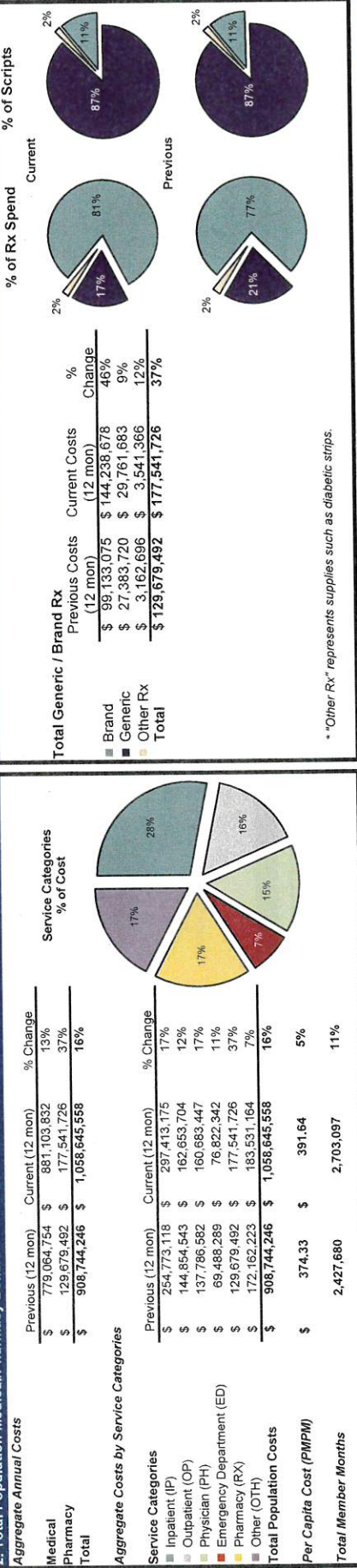
1. Data reflects medical and pharmacy expenditures only. The data relies on financial statements submitted by the managed care organizations. The expenditures exclude Indian Health Services, Tribal 636 and non-state plan services. Values are based on information currently available and subject to change as new information becomes available.

State of New Mexico - All MCOs
 Total Population
 Other Adult Group Utilization and Cost Review

1. Total Population Monthly Enrollment



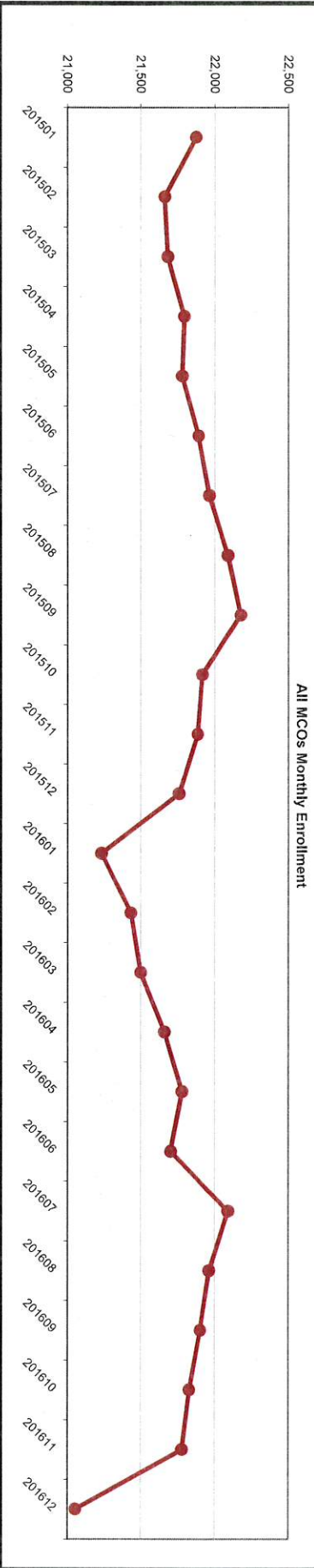
2. Total Population Medical/Pharmacy Dollars



4. Notes

1. Data reflects medical and pharmacy expenditures only. The data relies on financial statements submitted by the managed care organizations. The expenditures exclude Indian Health Services, Tribal 638 and non-state plan services. Values are based on information currently available and subject to change as new information becomes available.

1. Total Population Monthly Enrollment



2. Total Population Medical/Pharmacy Dollars

Aggregate Annual Costs	Previous (12 mon)	Current (12 mon)	% Change
Medical	\$ 62,555,880	\$ 45,337,117	-28%
Pharmacy	\$ 848,809	\$ 523,489	-38%
Total	\$ 63,404,689	\$ 45,860,606	-28%

Service Categories	Previous (12 mon)	Current (12 mon)	% Change
Inpatient (IP)	\$ 8,125,728	\$ 4,023,706	-50%
Outpatient (OP)	\$ 8,140,365	\$ 7,202,316	-12%
Physician (PH)	\$ 5,279,285	\$ 4,684,477	-11%
Emergency Department (ED)	\$ 1,967,533	\$ 1,832,588	-7%
Pharmacy (RX)	\$ 848,809	\$ 523,489	-38%
Other (OTH)	\$ 39,042,969	\$ 27,594,031	-29%
Total Population Costs	\$ 63,404,689	\$ 45,860,606	-28%
Per Capita Cost (PMPM)	\$ 241.56	\$ 176.43	-27%
Total Member Months	262,478	259,932	-1%

3. Retail Pharmacy Usage (Definitions in Glossary)

Total Generic / Brand Rx	Previous Cosis (12 mon)	Current Cosis (12 mon)	Change %
Brand	\$ 535,241	\$ 392,774	-27%
Generic	\$ 250,838	\$ 111,699	-55%
Other Rx	\$ 62,730	\$ 19,015	-70%
Total	\$ 848,809	\$ 523,489	-38%

% of Rx Spend		% of Scripts	
Current	Previous	Current	Previous
Brand: 75%	Brand: 73%	Brand: 2%	Brand: 25%
Generic: 21%	Generic: 53%	Generic: 78%	Generic: 19%
Other Rx: 4%	Other Rx: 30%	Other Rx: 20%	Other Rx: 3%

* "Other Rx" represents supplies such as diabetic strips.

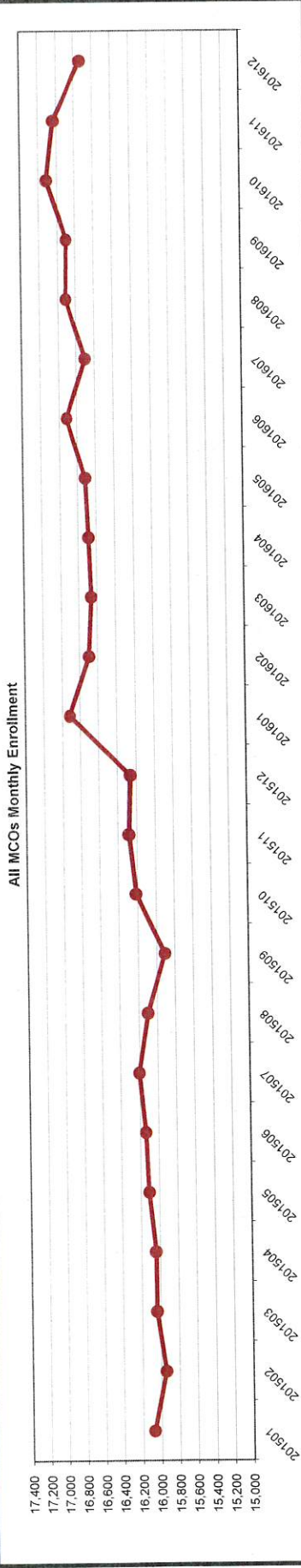
4. Notes

1. Data reflects medical and pharmacy expenditures only. The data relies on financial statements submitted by the managed care organizations. The expenditures exclude Indian Health Services, Tribal 638 and non-state plan services. Values are based on information currently available and subject to change as new information becomes available.

State of New Mexico - All MCOs
 LTSS - Nursing Facility Level of Care Dual Population
 Utilization and Cost Review

Reported Encounters for Enrolled Members as of: December 31, 2016
 Previous Period: January 1, 2015 to December 31, 2015
 Current Period: January 1, 2016 to December 31, 2016

1. Total Population Monthly Enrollment



2. Total Population Medical/Pharmacy Dollars

Aggregate Annual Costs	Previous (12 mon)	Current (12 mon)	% Change
Medical	\$ 457,690,811	\$ 471,007,533	3%
Pharmacy	\$ 531,970	\$ 841,266	58%
Total	\$ 458,222,781	\$ 471,848,805	3%

Aggregate Costs by Service Categories	Previous (12 mon)	Current (12 mon)	% Change
Personal Care (PCO)	\$ 203,192,562	\$ 216,698,826	7%
Nursing Facility (NF)	\$ 192,254,288	\$ 190,885,367	-1%
Inpatient (IP)	\$ 11,263,989	\$ 7,975,068	-29%
Outpatient (OP)	\$ 9,950,239	\$ 9,947,628	0%
Pharmacy (RX)	\$ 531,970	\$ 841,266	58%
HCBS	\$ 10,016,836	\$ 12,344,784	23%
Other (OTH)	\$ 31,012,896	\$ 33,155,865	7%
Total Population Costs	\$ 458,222,781	\$ 471,848,805	3%

Service Categories	% of Cost
Personal Care (PCO)	46%
Nursing Facility (NF)	40%
Inpatient (IP)	7%
Outpatient (OP)	3%
Pharmacy (RX)	2%
HCBS	2%
Other (OTH)	0%

Aggregate Annual Costs	Previous (12 mon)	Current (12 mon)	% Change
Medical	\$ 2,370.18	\$ 2,335.89	-1%
Pharmacy	\$ 193.328	\$ 202.000	4%
Total Member Months			

3. Retail Pharmacy Usage (Definitions in Glossary)

Total Generic / Brand Rx	Previous Costs (12 mon)	Current (12 mon)	% Change
Brand	\$ 281,961	\$ 641,266	127%
Generic	\$ 208,502	\$ 162,446	-22%
Other Rx	\$ 41,507	\$ 37,555	-10%
Total	\$ 531,970	\$ 841,266	58%

% of Rx Spend	Current	Previous
Brand	76%	53%
Generic	19%	39%
Other Rx	5%	8%

% of Scripts	Current	Previous
Brand	84%	74%
Generic	10%	12%
Other Rx	6%	14%

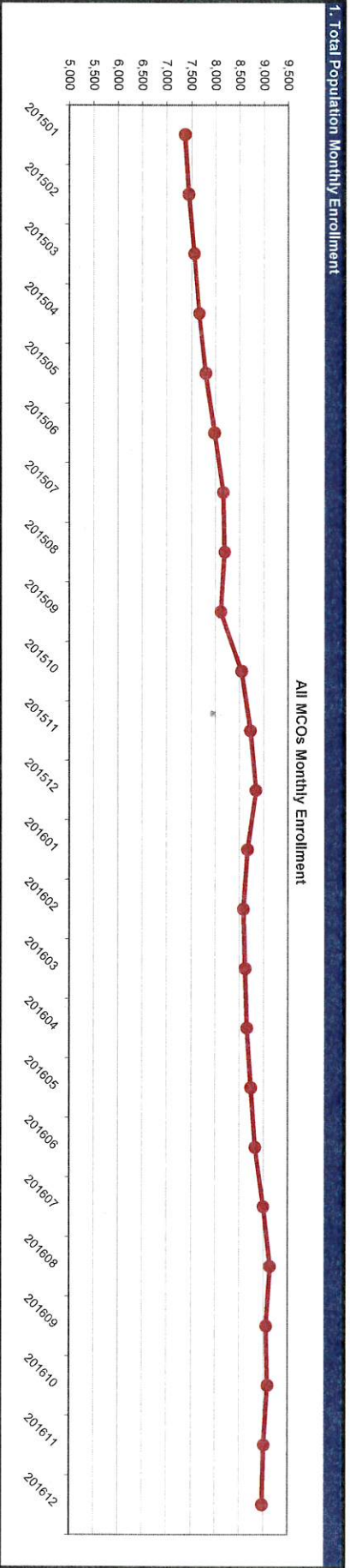
* "Other Rx" represents supplies such as diabetic test strips.

4. Notes

1. Data reflects medical and pharmacy expenditures only. The data relies on financial statements submitted by the managed care organizations. The expenditures exclude Indian Health Services, Tribal 638 and non-state plan services. Values are based on information currently available and subject to change as new information becomes available.

State of New Mexico - All MCOS
 LTSS - Nursing Facility Level of Care Medicaid Only Population
 Utilization and Cost Review

Reported Encounters for Enrolled Members as of: December 31, 2016
 Previous Period: January 1, 2015 to December 31, 2015
 Current Period: January 1, 2016 to December 31, 2016



2. Total Population Medical/Pharmacy Dollars

Aggregate Annual Costs	Previous (12 mon)	Current (12 mon)	% Change
Medical	\$ 267,084,564	\$ 290,692,434	9%
Pharmacy	\$ 26,502,365	\$ 36,183,799	37%
Total	\$ 293,586,929	\$ 326,876,233	11%

Service Categories	Previous (12 mon)	Current (12 mon)	% Change
Personal Care (PCO)	\$ 106,859,642	\$ 115,345,058	8%
Nursing Facility (NF)	\$ 26,899,950	\$ 24,194,746	-10%
Inpatient (IP)	\$ 53,774,063	\$ 54,997,479	2%
Outpatient (OP)	\$ 26,574,563	\$ 36,219,017	39%
Pharmacy (RX)	\$ 26,502,365	\$ 36,183,799	37%
HCBS	\$ 7,472,038	\$ 9,417,938	26%
Other (OTH)	\$ 46,108,310	\$ 50,518,196	10%
Total Population Costs	\$ 293,586,929	\$ 326,876,233	11%

Per Capita Cost (PMPM)	Previous (12 mon)	Current (12 mon)	% Change
Total Member Months	96,408	106,362	10%

3. Retail Pharmacy Usage (Definitions in Glossary)

Total Generic / Brand Rx	Previous Costs (12 mon)	Current Costs (12 mon)	% Change
Brand	\$ 19,703,331	\$ 29,014,778	47%
Generic	\$ 6,023,766	\$ 6,435,832	7%
Other Rx	\$ 775,268	\$ 733,189	-5%
Total	\$ 26,502,365	\$ 36,183,799	37%

% of Rx Spend	Current	Previous
Brand	80%	74%
Generic	18%	23%
Other Rx	2%	3%

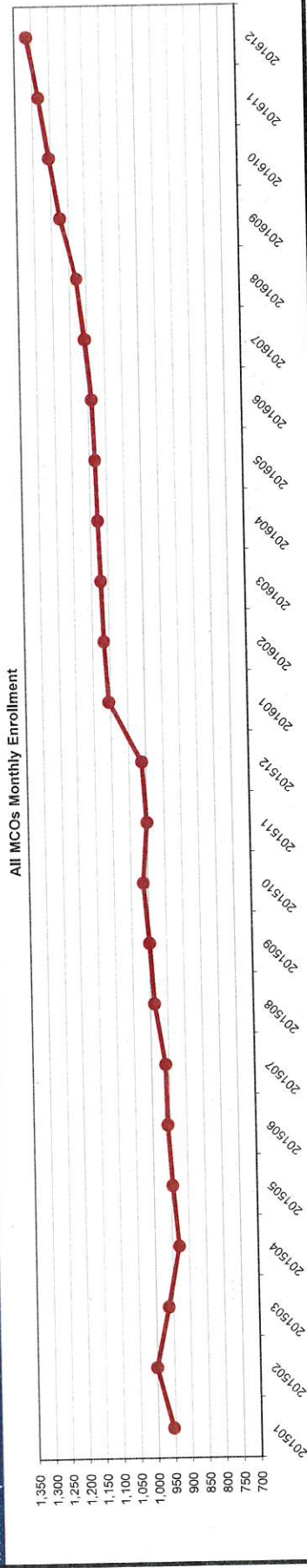
% of Scripts	Current	Previous
Brand	79%	79%
Generic	17%	17%
Other Rx	4%	4%

* "Other Rx" represents supplies such as diabetic test strips.

4. Notes
 1. Data reflects medical and pharmacy expenditures only. The data relies on financial statements submitted by the managed care organizations. The expenditures exclude Indian Health Services, Tribal 638 and non-state plan services. Values are based on information currently available and subject to change as new information becomes available.

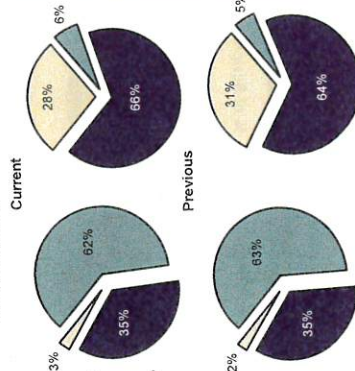
State of New Mexico - All MCOs
 LTSS - Self Directed Population
 Utilization and Cost Review

1. Total Population Monthly Enrollment



3. Retail Pharmacy Usage (Definitions in Glossary)

Total Generic / Brand Rx	Previous Costs (12 mon)	Current Costs (12 mon)	% Change
Brand	\$ 557,359	\$ 1,071,838	92%
Generic	\$ 306,150	\$ 609,226	99%
Other Rx	\$ 21,751	\$ 47,530	119%
Total	\$ 885,261	\$ 1,728,594	95%

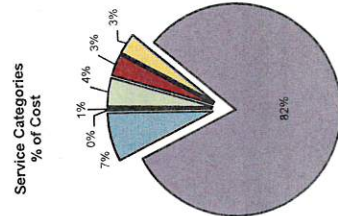


* "Other Rx" represents supplies such as diabetic test strips.

2. Total Population Medical/Pharmacy Dollars

Aggregate Annual Costs	Previous (12 mon)	Current (12 mon)	% Change
Medical	\$ 49,650,083	\$ 62,508,055	6%
Pharmacy	\$ 885,261	\$ 1,728,594	95%
Total	\$ 50,535,344	\$ 64,236,649	7%

Aggregate Costs by Service Categories	Previous (12 mon)	Current (12 mon)	% Change
Service Categories			
Personal Care (PCO)	\$ 4,066	\$ 1,735	-57%
Nursing Facility (NF)	\$ 344,575	\$ 197,312	-43%
Inpatient (IP)	\$ 2,330,586	\$ 2,337,837	0%
Outpatient (OP)	\$ 1,115,318	\$ 1,789,920	60%
Pharmacy (RX)	\$ 885,261	\$ 1,728,594	95%
HCBS	\$ 42,359,290	\$ 44,201,455	4%
Other (OTH)	\$ 3,496,248	\$ 3,980,795	14%
Total Population Costs	\$ 50,535,344	\$ 64,236,649	7%
Per Capita Cost (PMPM)	\$ 4,307.85	\$ 3,828.99	-11%
Total Member Months	11,731	14,165	21%



4. Notes

1. Data reflects medical and pharmacy expenditures only. The data relies on financial statements submitted by the managed care organizations. The expenditures exclude Indian Health Services, Tribal 638 and non-state plan services. Values are based on information currently available and subject to change as new information becomes available.

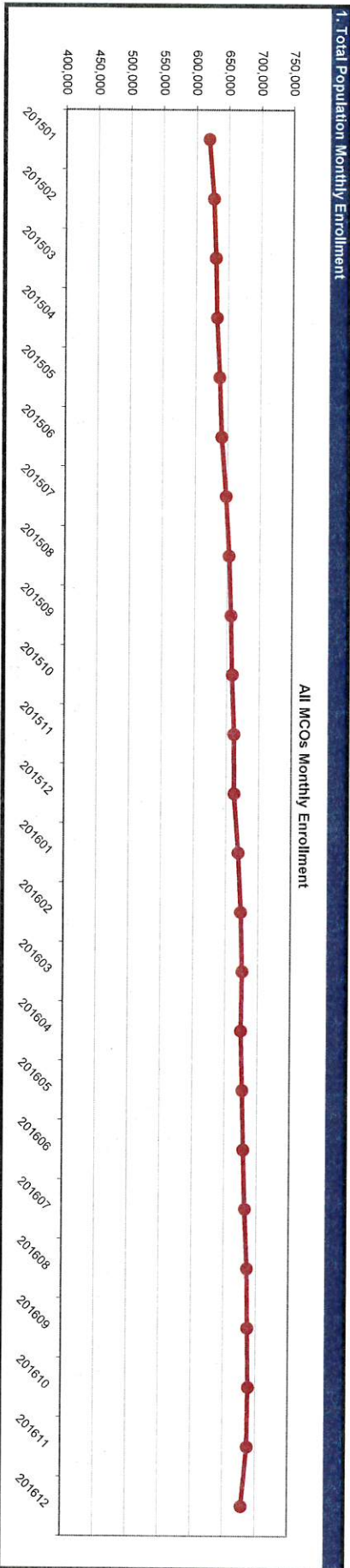
State of New Mexico - All MCOS

Total Population (Physical Health, Long Term Services and Support, and Other Adult Group)
Behavioral Health Utilization and Cost Review

Reported Encounters for Enrolled Members as of: December 31, 2016

Previous Period: January 1, 2015 to December 31, 2015

Current Period: January 1, 2016 to December 31, 2016



2. Total Population Medical/Pharmacy Dollars

Aggregate Annual Costs

Category	Previous (12 mon)	Current (12 mon)	% Change
Medical	\$ 254,767,973	\$ 264,413,375	4%
Pharmacy	\$ 60,323,927	\$ 57,456,615	-5%
Total	\$ 315,091,900	\$ 321,869,990	2%

Aggregate Costs by Service Categories

Service Categories	Previous (12 mon)	Current (12 mon)	% Change
Outpatient/Clinic (OP/CL)	\$ 100,096,720	\$ 123,805,146	24%
Pharmacy (RX)	\$ 60,323,927	\$ 57,456,615	-5%
Res. Treatment Ctr. (RTC)	\$ 75,987,150	\$ 68,296,652	-10%
Behavioral Health Prov (BHP)	\$ 23,559,076	\$ 22,296,555	-5%
Core Service Agencies (CSA)	\$ 15,399,405	\$ 14,080,725	-9%
Inpatient (IP)	\$ 28,248,115	\$ 28,567,745	1%
Other (OTH)	\$ 11,697,507	\$ 7,363,552	-37%
Total Population Costs	\$ 315,091,900	\$ 321,869,990	2%
Per Capita Cost (PMPM)	\$ 40.76	\$ 39.42	-3%
Total Member Months	7,729,920	8,164,130	6%

Service Category	% of Cost
Outpatient/Clinic (OP/CL)	39%
Pharmacy (RX)	18%
Res. Treatment Ctr. (RTC)	21%
Behavioral Health Prov (BHP)	7%
Core Service Agencies (CSA)	4%
Inpatient (IP)	9%
Other (OTH)	2%

3. Retail Pharmacy Usage (Definitions in Glossary)

Total Generic / Brand Rx

Category	Previous Costs (12 mon)	Current Costs (12 mon)	% Change
Brand	\$ 21,039,917	\$ 15,892,973	-24%
Generic	\$ 39,284,011	\$ 41,563,642	6%
Total	\$ 60,323,927	\$ 57,456,615	-5%

% of Rx Spend

Category	Previous	Current
Brand	28%	28%
Generic	72%	72%

% of Scripts

Category	Previous	Current
Brand	94%	8%
Generic	6%	93%

4. Notes

1. Data reflects medical and pharmacy expenditures only. The data relies on financial statements submitted by the managed care organizations. The expenditures exclude Indian Health Services, Tribal 638 and non-state plan services. Values are based on information currently available and subject to change as new information becomes available.

STATE OF NEW MEXICO
SENATE

FIFTY-THIRD LEGISLATURE
FIRST SESSION, 2017

Mr. President:

Your FINANCE COMMITTEE, to whom has been referred

March 10, 2017

HOUSE APPROPRIATIONS AND FINANCE COMMITTEE SUBSTITUTE FOR
HOUSE BILLS 2 AND 3

has had it under consideration and reports same with recommendation that it DO PASS, amended as follows:

1. On pages 5 line 1 through 191 line 13, strike Sections 4 through 10 in their entirety and insert in lieu thereof:

"Section 4. FISCAL YEAR 2018 APPROPRIATIONS.--

A. LEGISLATIVE

LEGISLATIVE COUNCIL SERVICE:

Appropriations: 5,660.0
Subtotal [5,660.0]

LEGISLATURE:

Appropriations: 1,386.0
Subtotal [1,386.0]

LEGISLATIVE FINANCE COMMITTEE:

Appropriations: 4,220.3
Subtotal [4,220.3]

SENATE CHIEF CLERK:

Appropriations: 1,130.3
Subtotal [1,130.3]

HOUSE CHIEF CLERK:

Appropriations: 1,097.7
Subtotal [1,097.7]

LEGISLATIVE EDUCATION STUDY COMMITTEE:

Appropriations: 1,233.4
Subtotal [1,233.4]

Item	General Fund	Other State Funds	Internl Svc Funds/Inter-Agency Trnsf	Federal Funds	Total/Target
(b) Contractual services	136.5				136.5
(c) Other	135.2				135.2
Subtotal	[44,398.7]	[353.4]	[3,508.9]	[12,496.4]	60,757.4

HUMAN SERVICES DEPARTMENT:

(1) Medical assistance:

The purpose of the medical assistance program is to provide the necessary resources and information to enable low-income individuals to obtain either free or low-cost health care.

Appropriations:

(a) Personal services and employee benefits	4,899.2			7,421.5	12,320.7
(b) Contractual services	11,862.9	1,655.3	759.9	43,053.2	57,331.3
(c) Other	797,543.3	56,420.0	214,529.0	4,120,283.2	5,188,775.5

The appropriations to the medical assistance program of the human services department assume the state will receive an enhanced federal medical assistance percentage rate for those enrolled in the new adult category through fiscal year 2018 as provided for in the federal Patient Protection and Affordable Care Act, as amended by the federal Health Care and Education Reconciliation Act of 2010. Should the federal government reduce or rescind the federal medical assistance percentage rates established by the federal Patient Protection and Affordable Care Act, the human services department shall reduce or rescind eligibility for the new adult category.

The internal service funds/interagency transfers appropriations to the medical assistance program of the human services department include one million two hundred fifty-five thousand four hundred dollars (\$1,255,400) from the tobacco settlement program fund for the breast and cervical cancer treatment program and twenty-eight million sixty-three thousand nine hundred dollars (\$28,063,900) from the tobacco settlement program fund for medicaid programs. Nineteen million five hundred thousand dollars (\$19,500,000) of the internal service funds/interagency transfers appropriations to the medical assistance program of the human services department is contingent on enactment of legislation of the first session of the fifty-third legislature authorizing sufficient tobacco settlement revenue distributions from the tobacco settlement program fund for this appropriation.

The medical assistance program of the human services department shall pursue the necessary federal

STATE OF NEW MEXICO
SENATE

MARCH 10, 2017

Item	General Fund	Other State Funds	Intrnl Svc Funds/Inter-Agency Trnsf	Federal Funds	Total/Target
------	--------------	-------------------	-------------------------------------	---------------	--------------

authority to establish a targeted medicaid funded home-visiting program. The department shall work in collaboration with the early childhood services program of the children, youth and families department and the families first program of the department of health to align home-visiting programs, avoid duplication of services and, to the extent possible, leverage general fund appropriations.

The general fund appropriation of the medical assistance program of the human services department assumes the federal government takes action to eliminate or suspend the health insurance provider fee, thereby reducing the general fund need of the program by seventeen million dollars (\$17,000,000) in fiscal year 2018. Should the federal government not take such action, the program may be required to take other actions to reduce spending in fiscal year 2018, such as reducing provider reimbursement rates, changing benefits or adjusting eligibility.

The general fund appropriation to the medical assistance program of the human services department assumes the department may have to make changes to the amount, duration and scope of covered services and benefits.

Notwithstanding the provisions of Section 27-10-3 NMSA 1978, the internal service funds/interagency transfers appropriations to the medical assistance program of the human services department include twenty-nine million two hundred seventy-five thousand dollars (\$29,275,000) from the county-supported medicaid fund.

Performance measures:

- (a) Outcome: Percent of children ages two to twenty enrolled in medicaid managed care who had at least one dental visit during the measurement year 67%
- (b) Explanatory: Percent of infants in medicaid managed care who had six or more well-child visits with a primary care physician before the age of fifteen months
- (c) Outcome: Average percent of children and youth ages twelve months to nineteen years in medicaid managed care who received one or more well-child visits with a primary care physician during the measurement year 92%
- (d) Outcome: Percent of hospital readmissions for adults in medicaid

STATE OF NEW MEXICO
SENATE

Item	General Fund	Other State Funds	Intrnl Svc Funds/Inter-Agency Trnsf	Federal Funds	Total/Target
------	--------------	-------------------	-------------------------------------	---------------	--------------

(e) Outcome: managed care, age eighteen and over, within thirty days of discharge
 Rate of per capita use of emergency room categorized as non-emergent care
 .25

(2) Medicaid behavioral health:
 The purpose of the medicaid behavioral health program is to provide the necessary resources and information to enable low-income individuals to obtain either free or low-cost behavioral health care.

Appropriations:
 (a) Other 115,578.0 424,295.7 539,873.7

Performance measures:
 (a) Outcome: Percent of readmissions to same level of care or higher for children or youth discharged from residential treatment centers and inpatient care 5%

(b) Output: Number of individuals served annually in substance abuse or mental health programs administered through the behavioral health collaborative and medicaid programs 160,000

(3) Income support:
 The purpose of the income support program is to provide cash assistance and supportive services to eligible low-income families so they can achieve self-sufficiency. Eligibility requirements are established by state law within broad federal statutory guidelines.

Appropriations:	(a)	(b)	(c)
Personal services and employee benefits	20,717.0	465.5	32,718.5
Contractual services	4,659.3	58.3	33,358.5
Other	18,392.5	171.7	874,267.7
			892,831.9

The federal funds appropriations to the income support program of the human services department include eleven million five hundred seven thousand seven hundred dollars (\$11,507,700) from the federal temporary assistance for needy families block grant for administration of the New Mexico Works Act.
 The appropriations to the income support program of the human services department include eighty-

STATE OF NEW MEXICO
SENATE

MARCH 10, 2017

Item	General Fund	Other State Funds	Intrnl Svc Funds/Inter-Agency Trnsf	Federal Funds	Total/Target
------	--------------	-------------------	-------------------------------------	---------------	--------------

The public education department shall not calculate, allocate or withhold any entitlement or distribution for private school students or private schools from the instructional material fund consistent with the decision in Moses v. Skandera, 2015-NMSC-036.

(2) Dual-credit instructional materials:
 Appropriations: 1,000.0 1,000.0
 The general fund appropriation to the public education department for dual-credit instructional materials shall be used by the department to reimburse school districts, charter schools, state-supported schools and bureau of Indian education high schools in New Mexico for the cost of required textbooks and other course supplies for students enrolled in the dual-credit program to the extent of the available funds. Any unexpended balances in the dual-credit instructional materials distribution remaining at the end of fiscal year 2018 from appropriations made from the general fund shall revert to the general fund.
 Subtotal [1,000.0] [10,500.0] 11,500.0

INDIAN EDUCATION FUND:
 Appropriations: 1,824.6 675.4 2,500.0
 The general fund appropriation to the Indian education fund of the public education department includes four hundred thousand dollars (\$400,000) for a national nonprofit organization that recruits recent college graduates and professionals who have demonstrated a record of achievement to teach in low-income urban and rural public schools to provide teaching support in schools with a high proportion of Native American students.

The other state funds appropriation is from the Indian education fund.
 Subtotal [1,824.6] [675.4] 2,500.0

STANDARDS-BASED ASSESSMENTS:
 Appropriations: 6,000.0 6,000.0
 Subtotal [6,000.0] 6,000.0
 TOTAL PUBLIC SCHOOL SUPPORT 414,202.3 3,030,601.9
 GRAND TOTAL FISCAL YEAR 2018 6,063,360.7 4,009,137.5 548,677.4 7,615,700.1 18,236,875.7
 APPROPRIATIONS

Section 5. SPECIAL APPROPRIATIONS.--The following amounts are appropriated from the general fund or other funds as indicated for the purposes specified. Unless otherwise indicated, the appropriation

MARCH 10, 2017

STATE OF NEW MEXICO
SENATE

Page 143

Item	General Fund	Other State Funds	Intrnl Svc Funds/Inter-Agency Trnsf	Federal Funds	Total/Target
------	--------------	-------------------	-------------------------------------	---------------	--------------

may be expended in fiscal years 2017 and 2018. Unless otherwise indicated, any unexpended balances of the appropriations remaining at the end of fiscal year 2018 shall revert to the appropriate fund.

(1) LEGISLATIVE COUNCIL SERVICE 1,000.0 1,000.0

For capitol repairs, security and infrastructure upgrades. The appropriation is from legislative cash balances.

(2) LEGISLATIVE COUNCIL SERVICE 150.0 150.0

For the capitol buildings planning commission to conduct a statewide inventory of state property and buildings for master planning.

(3) ADMINISTRATIVE OFFICE OF THE DISTRICT ATTORNEYS

Any unexpended balances remaining at the end of fiscal year 2017 from revenues received in fiscal year 2017 and prior years by a district attorney or the administrative office of the district attorneys from the United States department of justice pursuant to the southwest border prosecution initiative shall not revert and shall remain with the recipient district attorney's office for expenditure in fiscal year 2018. Prior to November 1, 2017, the administrative office of the district attorneys shall provide to the department of finance and administration and the legislative finance committee a detailed report documenting the amount of all southwest border prosecution initiative funds that do not revert at the end of fiscal year 2017 for each of the district attorneys and the administrative office of the district attorneys.

(4) ADMINISTRATIVE OFFICE OF THE DISTRICT ATTORNEYS

Any unexpended balances remaining at the end of fiscal year 2017 from revenues received in fiscal year 2017 and prior years by a district attorney from any Native American tribe, pueblo or political subdivision pursuant to a contract, memorandum of understanding, joint powers agreement or grant shall not revert and shall remain with the recipient district attorney's office for expenditure in fiscal year 2018. Prior to November 1, 2017, the administrative office of the district attorneys shall provide the department of finance and administration and the legislative finance committee a detailed report documenting the amount of all funds received from Native American tribes, pueblos and political subdivisions pursuant to a contract, memorandum of understanding, joint powers agreement or grant that do not revert at the end of fiscal year 2017 for each of the district attorneys and the administrative office of the district attorneys.

STATE OF NEW MEXICO
SENATE

MARCH 10, 2017

Item	General Fund	Other State Funds	Intrnl Svc Funds/Inter-Agency Trnsf	Federal Funds	Total/Target
exhibits fund.					
(14) ENERGY, MINERALS AND NATURAL RESOURCES DEPARTMENT	250.0				250.0
For a design-build request for proposals for remediation of the Carlsbad brine well contingent on receiving matching funds of one hundred twenty-five thousand dollars (\$125,000) from the city of Carlsbad and one hundred twenty-five thousand dollars (\$125,000) from Eddy county.					
(15) COMMISSIONER OF PUBLIC LANDS		550.0			550.0
To complete historic back file conversion. The appropriation is from the state lands maintenance fund.					
(16) STATE ENGINEER	400.0	600.0			1,000.0
To continue water litigation under interstate compacts. The other state funds appropriation is from the improvement of Rio Grande income fund.					
(17) HUMAN SERVICES DEPARTMENT					
Up to five million dollars (\$5,000,000) of unexpended balances in the medical assistance program of the human services department remaining at the end of fiscal year 2017 from appropriations made from the general fund shall not revert and are re-appropriated to the computer system enhancement fund for the human services department to continue the replacement of the department's Medicaid management information system through fiscal year 2019 in compliance with the project certification process.					
(18) HUMAN SERVICES DEPARTMENT	700.0			523.6	1,223.6
For attorneys' fees, a special master and other costs associated with the ongoing Deborah Hatten-Gonzales lawsuit.					
(19) HUMAN SERVICES DEPARTMENT					
Contingent on enactment of House Bill 202 or similar legislation of the first session of the fifty-third legislature authorizing additional distributions to the county-supported Medicaid fund, up to twenty-six million four hundred thousand dollars (\$26,400,000) is appropriated to the medical assistance program of the human services department for increases to inpatient and outpatient hospital rates, including five million dollars (\$5,000,000) for rate increases at hospitals classified during fiscal year 2017 as smallest and small for the purpose of receiving payments for uncompensated care from the safety net care pool fund. The other state funds appropriation is from the county-supported Medicaid fund.					
(20) WORKERS' COMPENSATION					

