

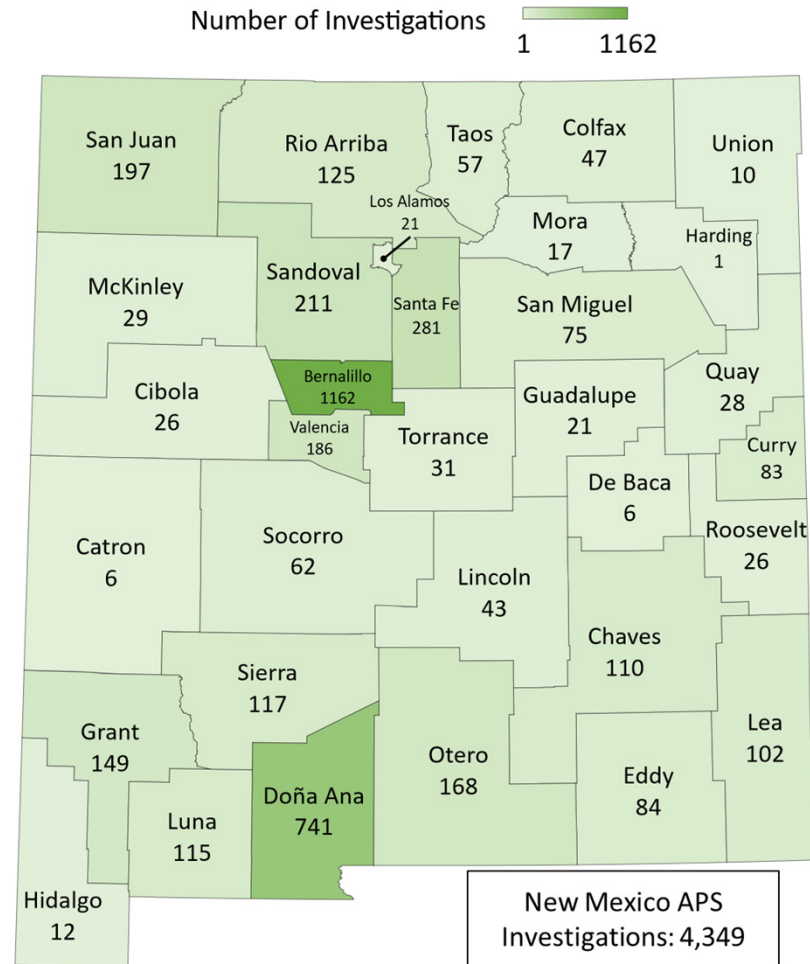
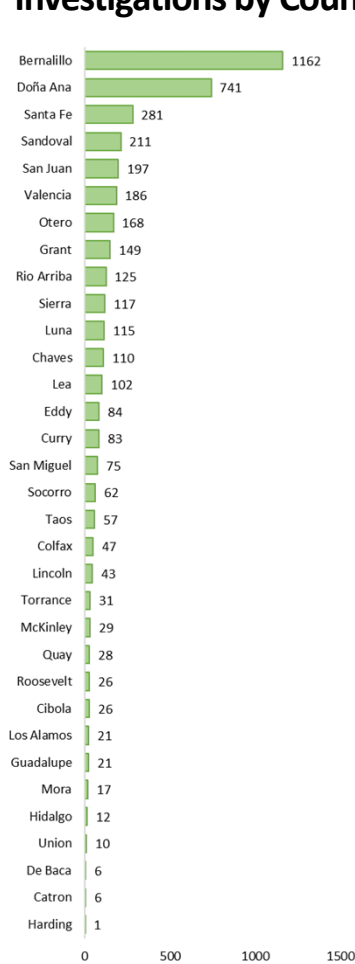


PROGRAMS & SERVICES DATA

SECTION 4

Programs and Services Data illustrate the number of people served by major health and human services agencies as well total program expenditures by county. Additionally, the State of New Mexico recognizes and affirms its government-to-government relationship with its 23 sovereign Pueblos, Nations and Tribal neighbors; and, therefore, has included a series of program enrollment maps among Native Americans.

New Mexico Aging and Long-Term Services Department (ALTSD) Adult Protective Services (APS) Number of Investigations by County, Fiscal Year (FY) 2021

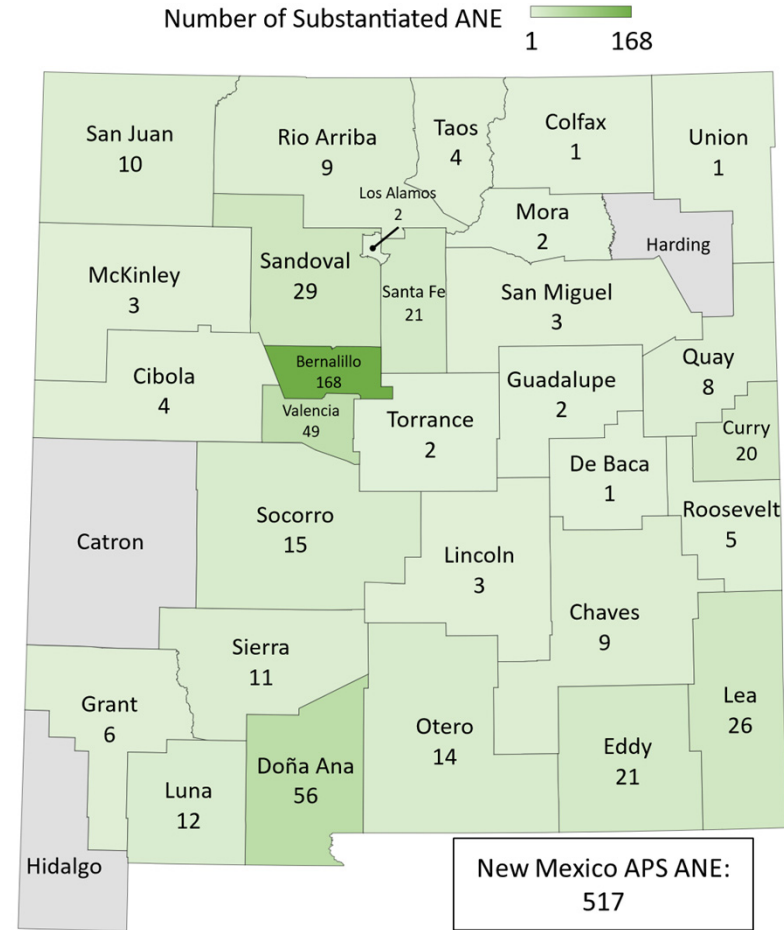
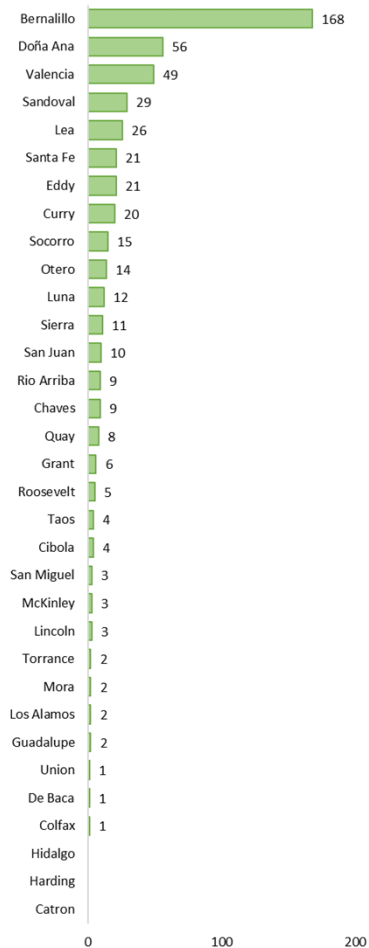


Note: One individual from El Paso was also in the data set and was excluded.

Source: New Mexico Aging and Long-Term Services Department Adult Protective Services Wellsky Data, Fiscal Year 2021.

Powered by Bing
© GeoNames, HERE

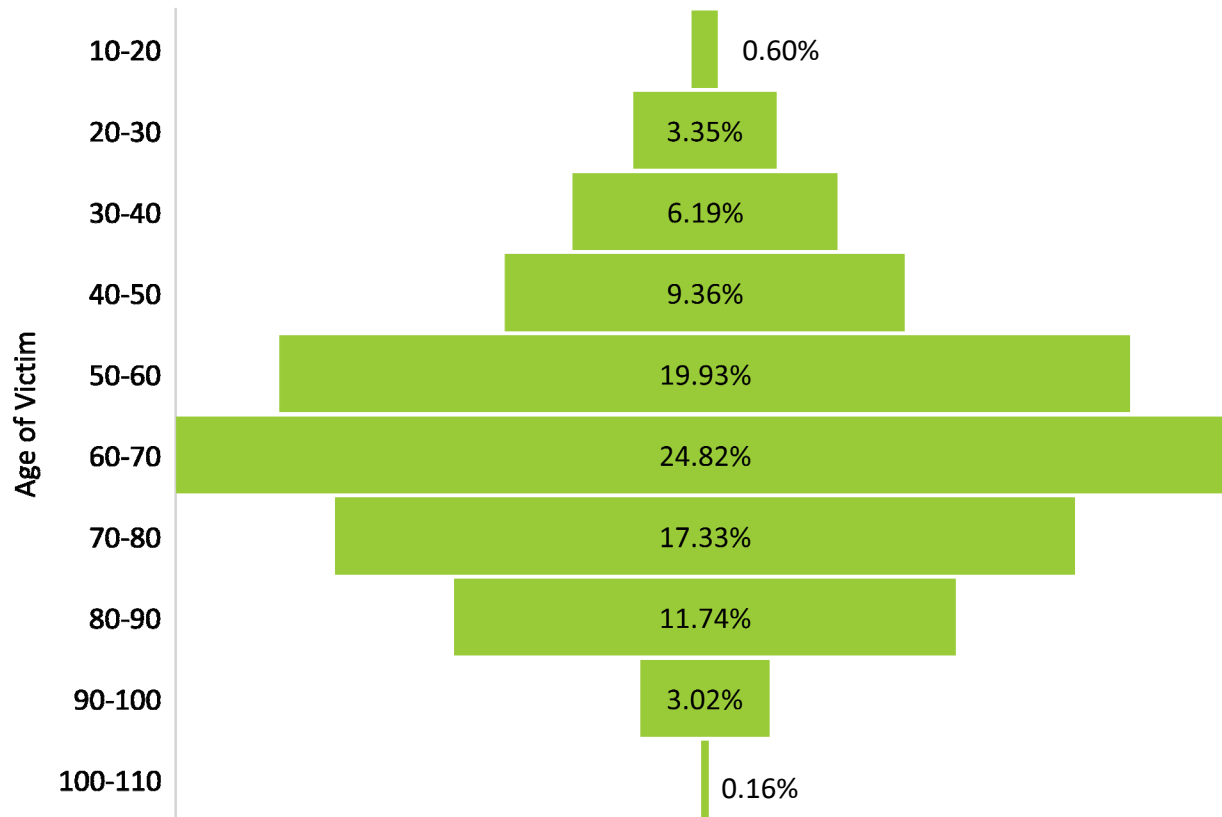
New Mexico Aging and Long-Term Services Department (ALTSD) Adult Protective Services (APS) Number of Substantiated Abuse, Neglect, Exploitation (ANE) Cases by County, Fiscal Year (FY) 2021



Powered by Bing
© GeoNames, HERE

Source: New Mexico Aging and Long-Term Services Department Adult Protective Services WellSky Data, Fiscal Year 2021.
Section 4 | Programs and Services

New Mexico Aging and Long-Term Services Department (ALTSD) Adult Protective Services (APS) Percent of Intake Reports by Age Range, Fiscal Year (FY) 21

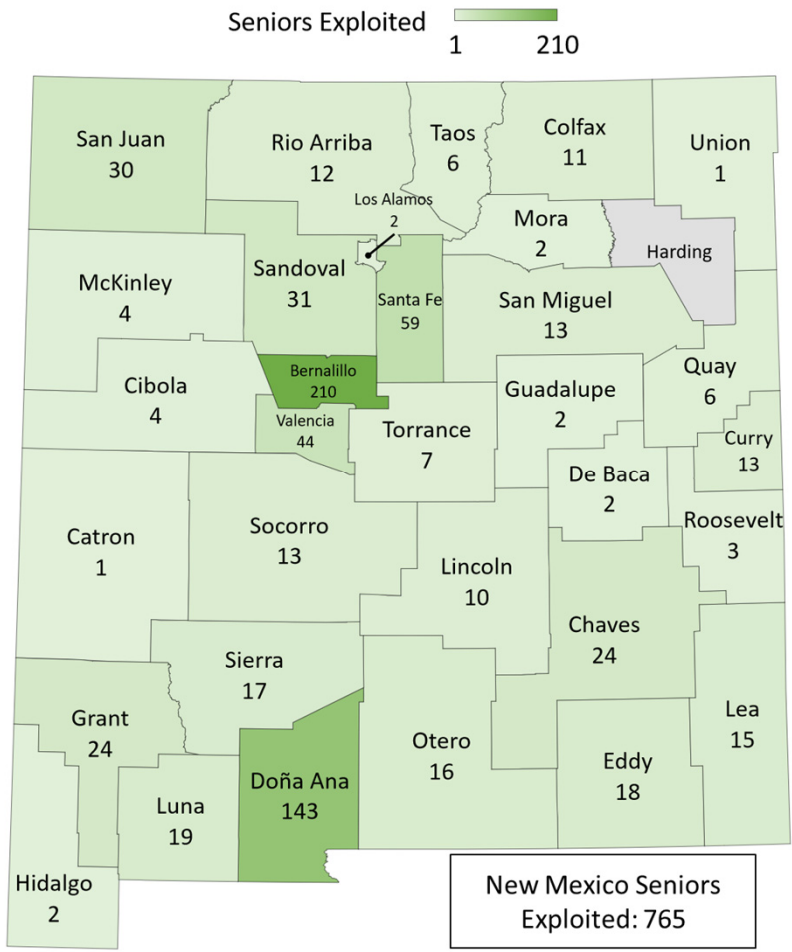
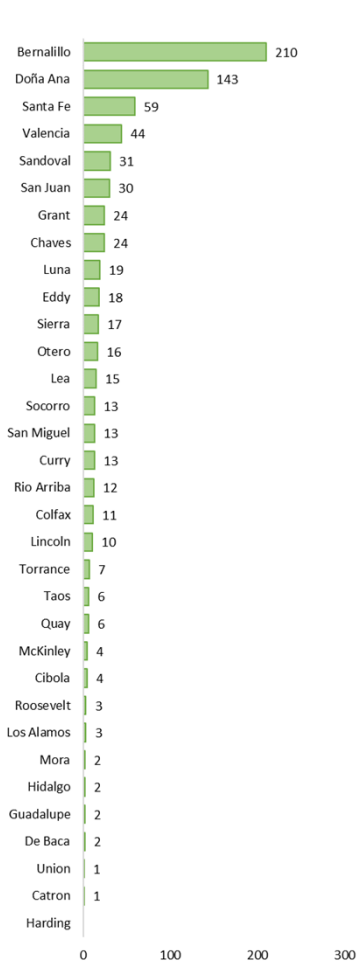


Age Range	10-20	20-30	30-40	40-50	50-60	60-70	70-80	80-90	90-100	100-110	Total*
# of Victims	157	870	1610	2433	5183	6455	4506	3054	784	41	26003

Note: Data for victims aged 0-10 includes those with no date of birth reported and therefore are not included. The total in that group are 538.

Source: New Mexico Aging and Long-Term Services Department Adult Protective Services WellSky Data

New Mexico Aging and Long-Term Services Department (ALTSD) Adult Protective Services (APS) Reports of Seniors Financially Exploited by County, Fiscal Year (FY) 2021



New Mexico Seniors Exploited: 765

Powered by Bing © GeoNames, HERE

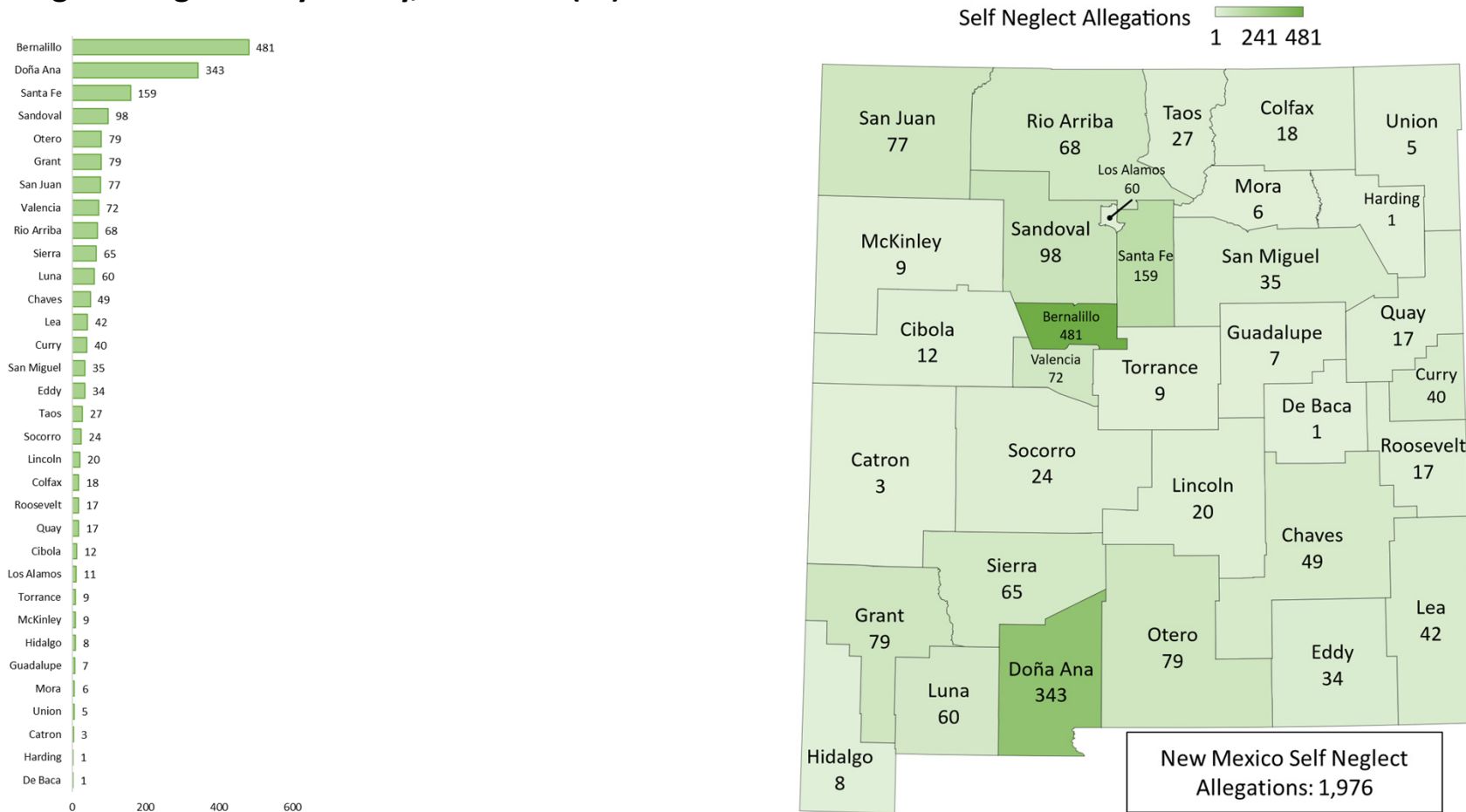
Note: According to the APS Act, "exploitation" is an unjust or improper use of an adult's money or property for another person's profit or advantage.

Source: New Mexico Aging and Long-Term Services Adult Protective Services Wellsky Data, Fiscal Year 2021.

Section 4 | Programs and Services

Section 4 | Programs and Services

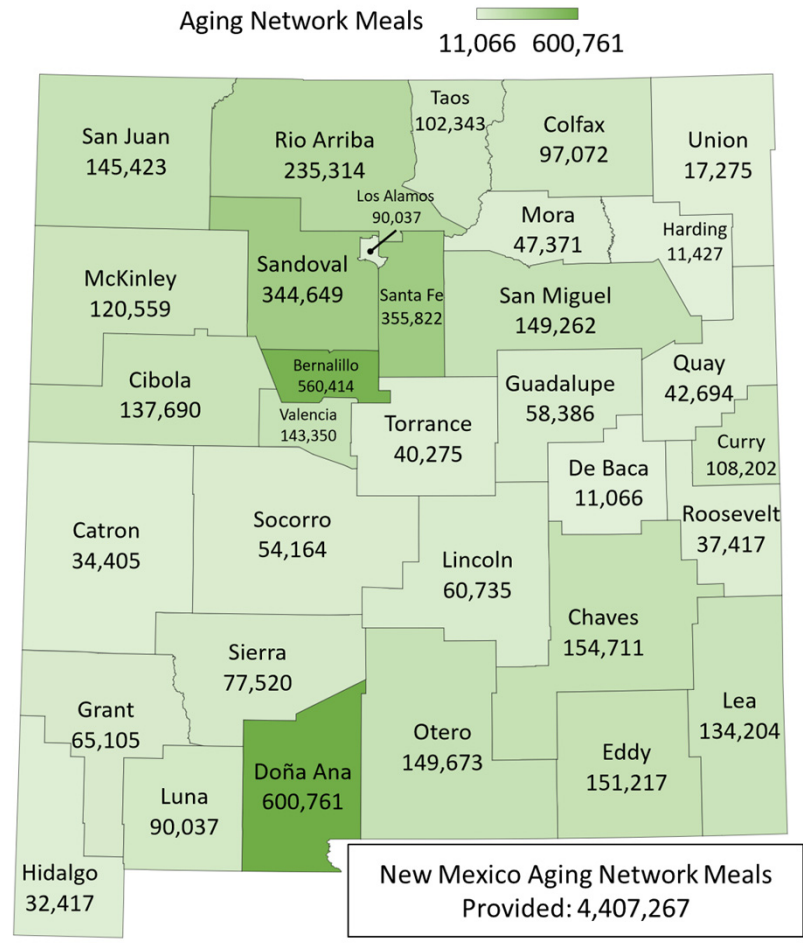
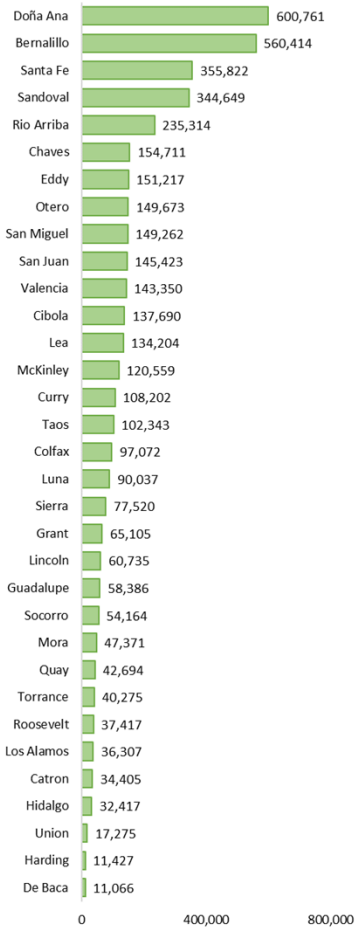
New Mexico Aging and Long-Term Services Department (ALTSD) Adult Protective Services (APS) Number of Self-Neglect Allegations by County, Fiscal Year (FY) 2021



Note: One individual from El Paso was also in the data set and was excluded. According to the APS Act, "self-neglect" means an act or omission by an incapacitated adult that results in the deprivation of essential services or supports necessary to maintain the incapacitated adult's minimal mental, emotional or physical health and safety.

Source: New Mexico Aging and Long-Term Services Adult Protective Services Wellsky Data, Fiscal Year 2021.

Aging and Long-Term Services Department (ALTSD) Aging Network Nutrition Services*, Fiscal Year (FY) 21



*services include: COVID meals, home-delivered meals, congregate meals, grab-n-go meals. Senior center closures through June 2021 modified nutrition services.

Note: data from Navajo Nation not included

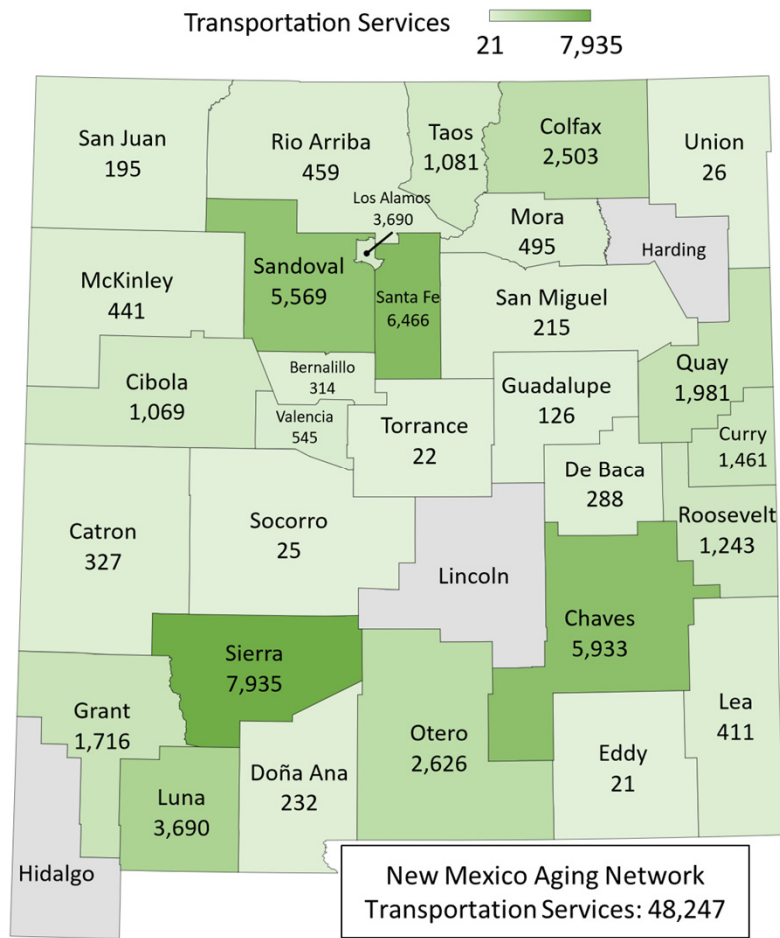
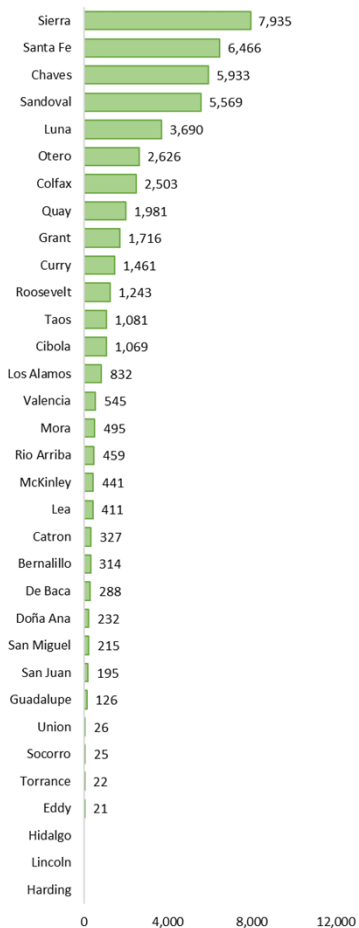
Source: New Mexico Aging and Long-Term Services Department, The Older American's Act- Wellsky Aging & Disability (SAMS) database.

Section 4 | Programs and Services

2022 Data Book | New Mexico Health and Human Services

Powered by Bing
© GeoNames, HERE

Aging and Long-Term Services Department (ALTSD) Aging Network Transportation Services*, Fiscal Year (FY) 21



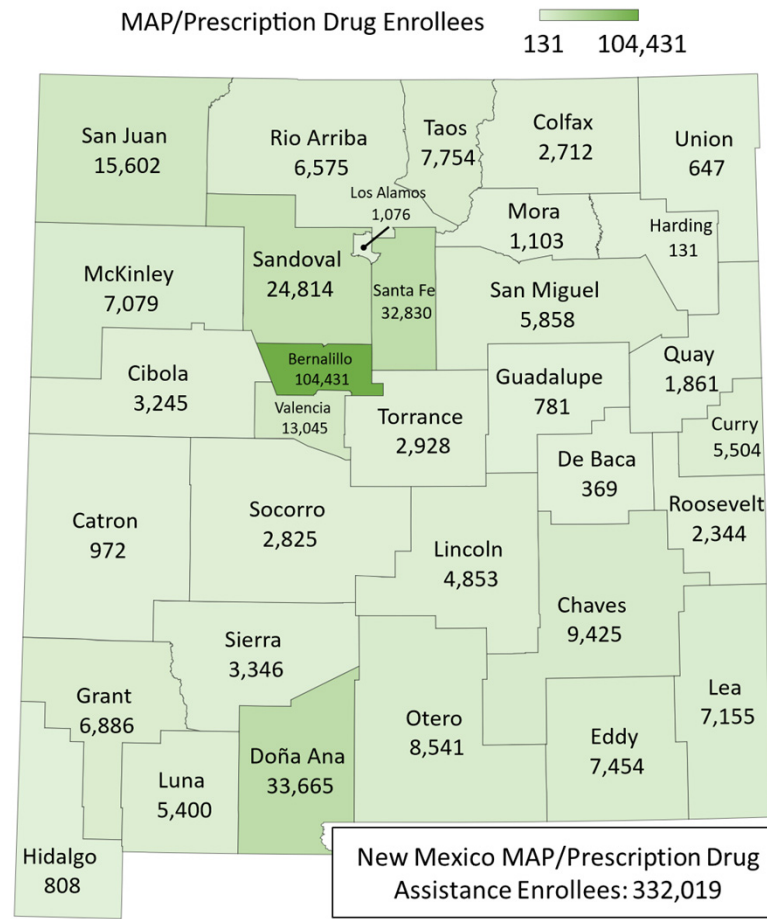
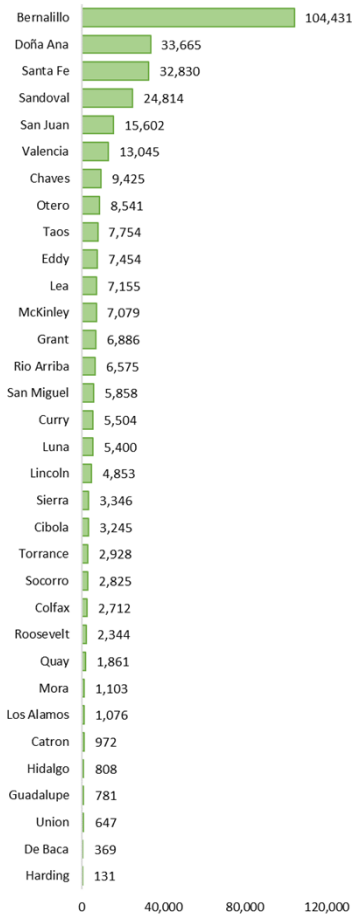
Powered by Bing
© GeoNames, HERE

*senior center closures and COVID exposure/closures through June 2021 limited transportation services.

Note: data from Navajo Nation not included

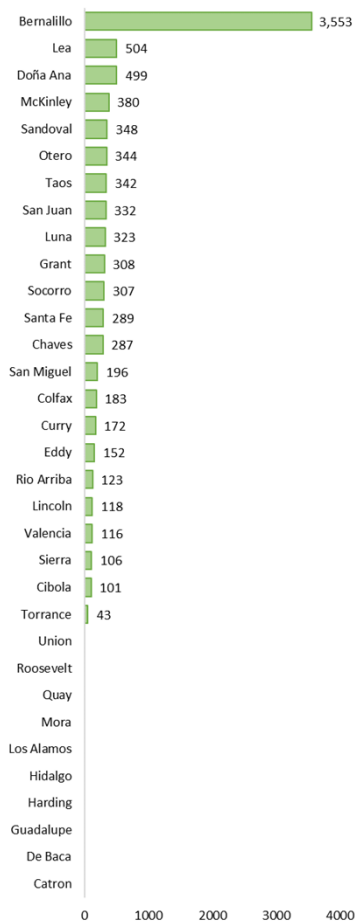
Source: New Mexico Aging and Long-Term Services Department, The Older American's Act- Wellsky Aging & Disability (SAMS) database.

New Mexico Aging and Long-Term Services Department (ALTSD) Consumer and Elder Rights Division (CERD) Number of Enrollees in Medicare Advantage Program(MAP)/Prescription Drug Assistance Program by County, Fiscal Year (FY) 2021

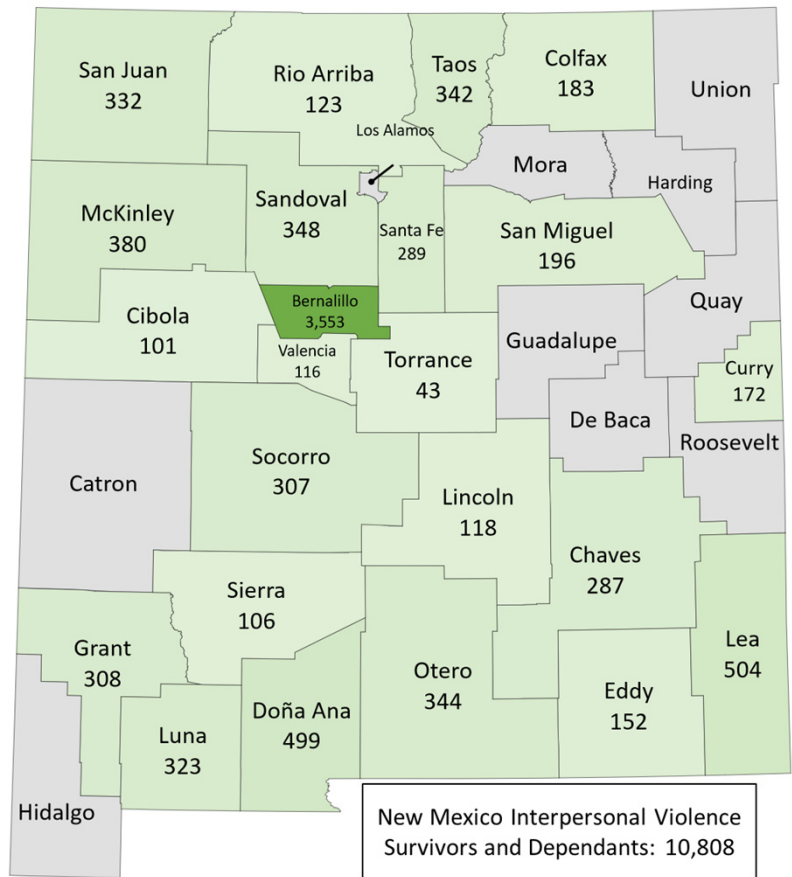


Source: Wellsky Aging & Disability (SAMS) Database, November 2021.
Section 4 | Programs and Services

New Mexico Children Youth and Families Department (CYFD) Interpersonal Violence Survivors and Dependents Served by County, State Fiscal Year (SFY) 2021



Interpersonal Violence Survivors and Dependents 43 3,553

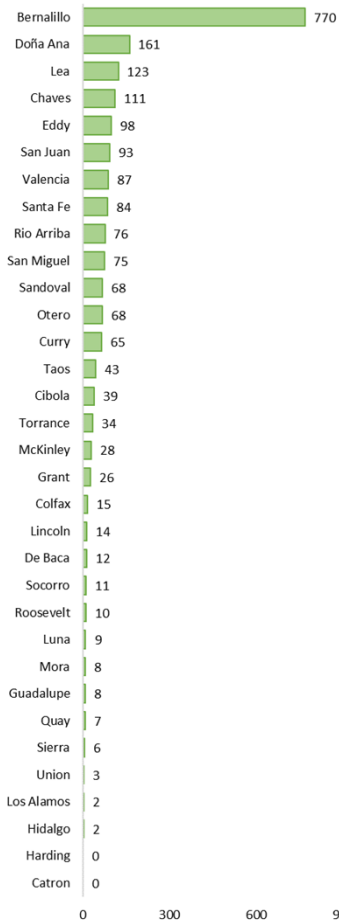


Powered by Bing © GeoNames, HERE

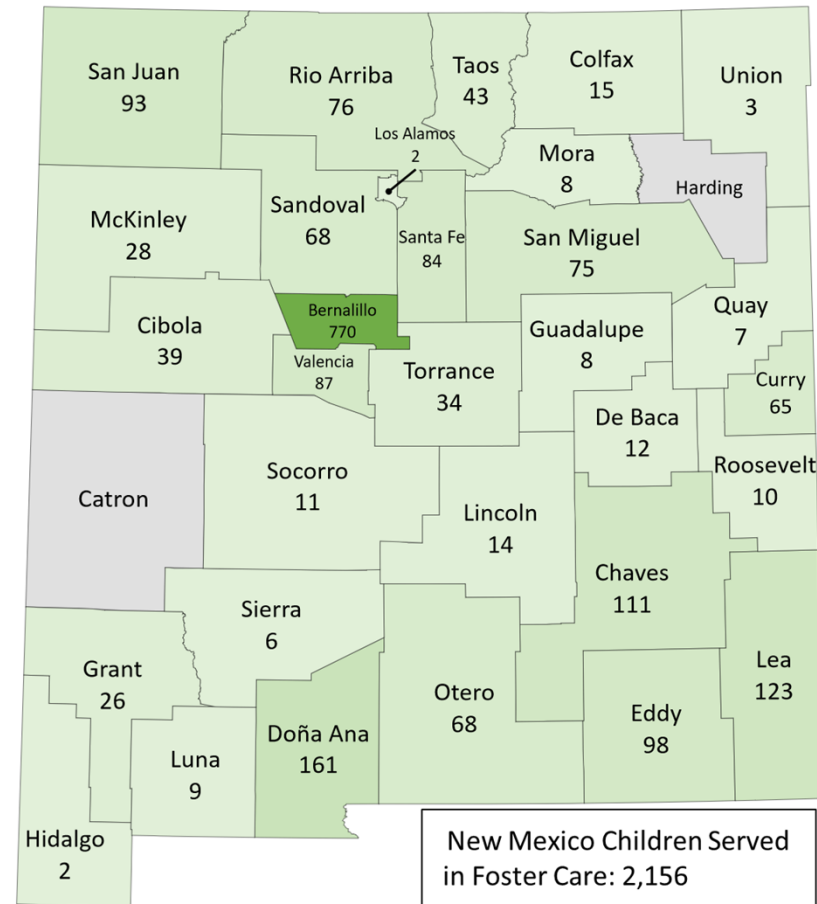
Note: The NM total includes 1,682 served by statewide programs, such as New Mexico Legal Aid. Union, Quay, De Baca, and Hidalgo counties have satellite advocacy offices, but their participant numbers are combined with main offices in adjacent counties. Guadalupe has mobile advocacy. Catron County lacks any domestic violence services.

Source: New Mexico Children Youth and Families Department, direct facility reporting via online surveying, State Fiscal Year 2021. 2022 Data Book | New Mexico Health and Human Services

New Mexico Children Youth and Families Department (CYFD) Children Served in Foster Care by County, State Fiscal Year (SFY) 2021



Children Served in Foster Care 2 386 770



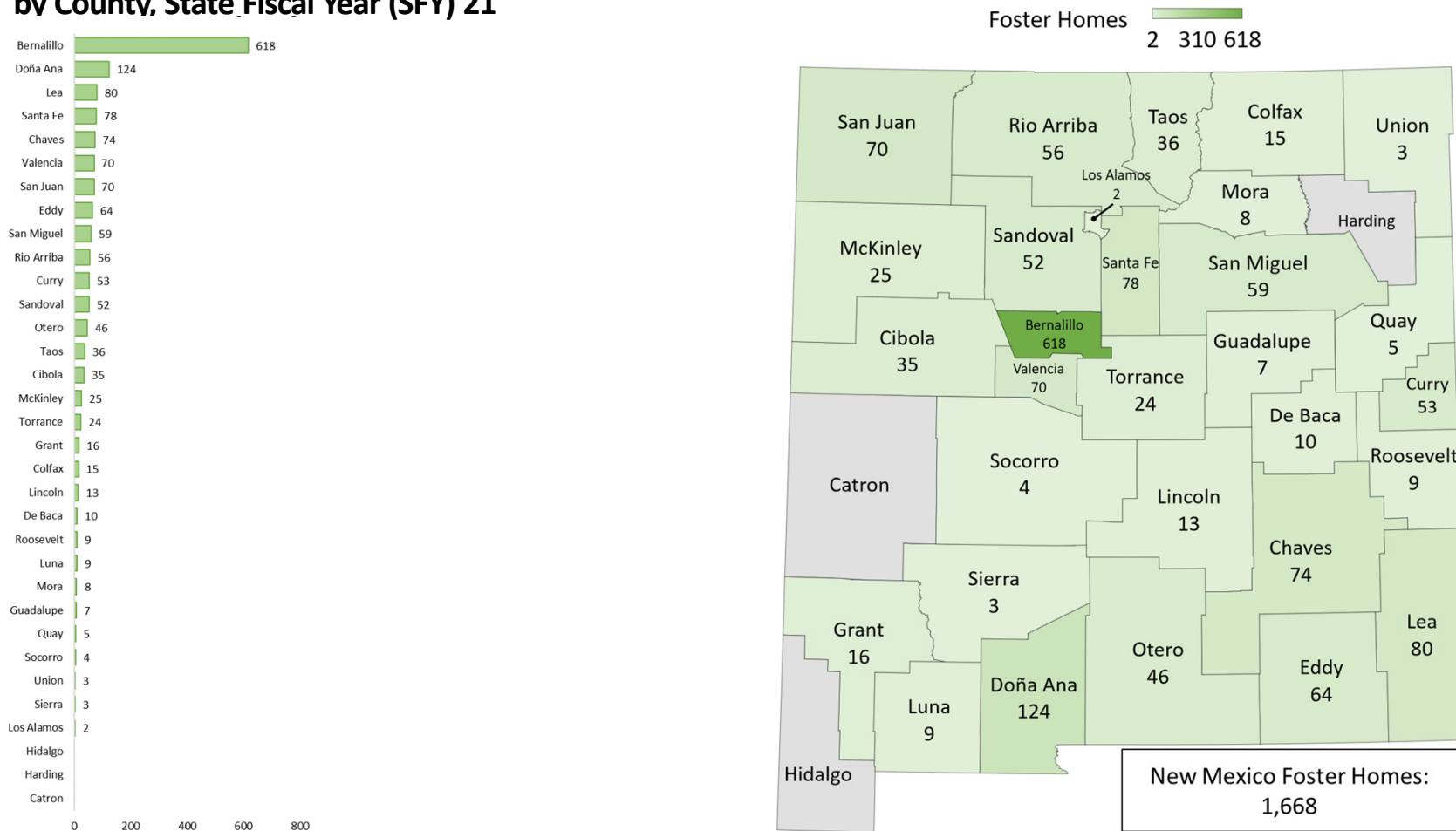
New Mexico Children Served in Foster Care: 2,156

Powered by Bing © GeoNames, HERE

Source: New Mexico Children Youth and Families Department (CYFD) FACTS database (manage by the Research/Evaluation & FACTS Bureau and the Information Technology Services of CYFD), State Fiscal Year 2021.

Section 4 | [Programs and Services](#)

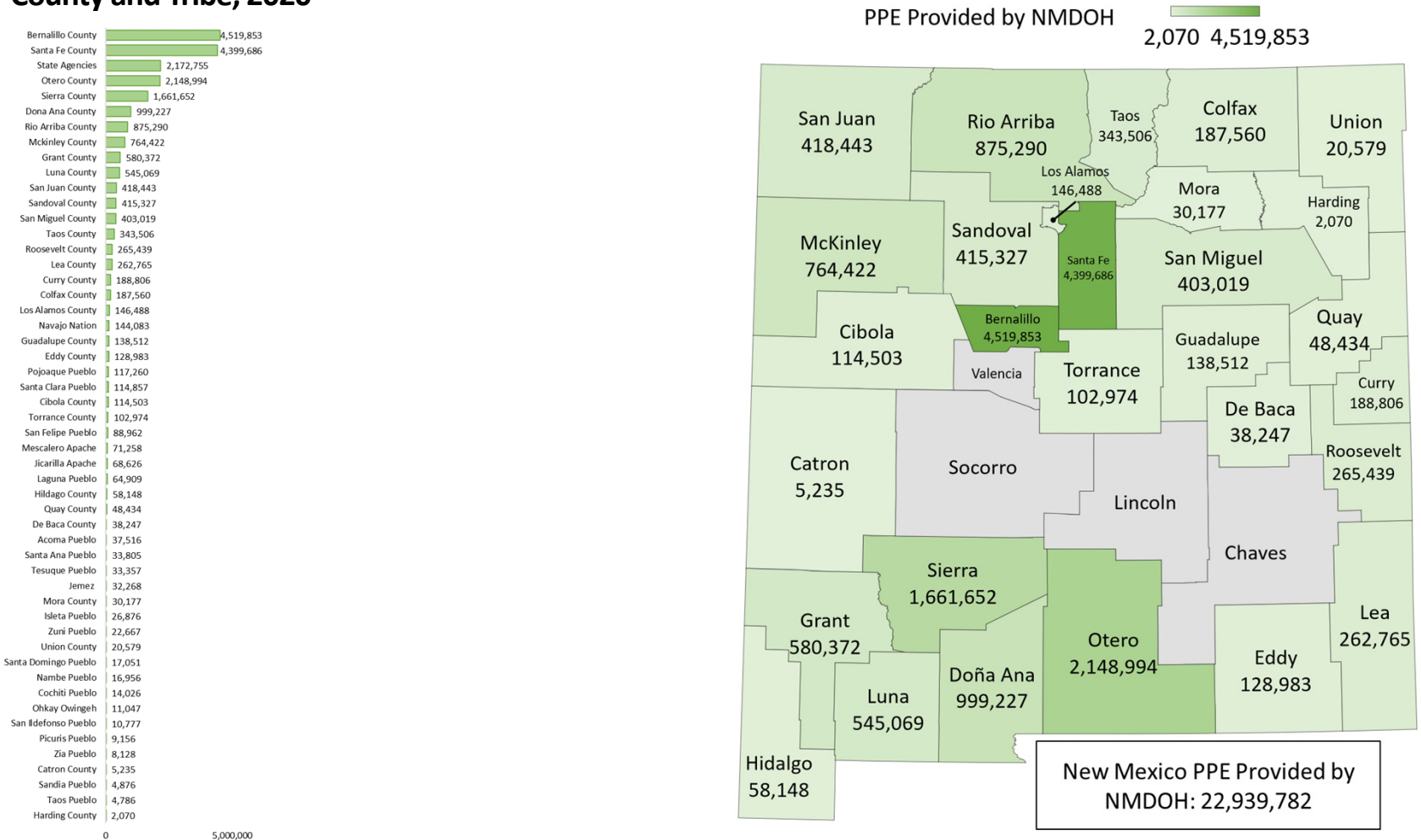
New Mexico Children Youth and Families Department (CYFD) Foster Home Placements (Relative & Non-Relative) by County, State Fiscal Year (SFY) 21



Note: These placements counts are for June 30 2021. For children who exited state custody in SFY21, this table counts their final placement type and location prior to exiting custody.

Source: New Mexico Children Youth and Families Department (CYFD) FACTS database (manage by the Research/Evaluation & FACTS Bureau and the Information Technology Services of CYFD), State Fiscal Year 2021.

New Mexico Personal Protective Equipment (PPE) Provided by New Mexico Department of Health (NMDOH) by County and Tribe, 2020



Powered by Bing
© GeoNames, HERE

Source: New Mexico Department of Health Bureau of Health Emergency Management (BHEM) and Epidemiology and Response, October 2021

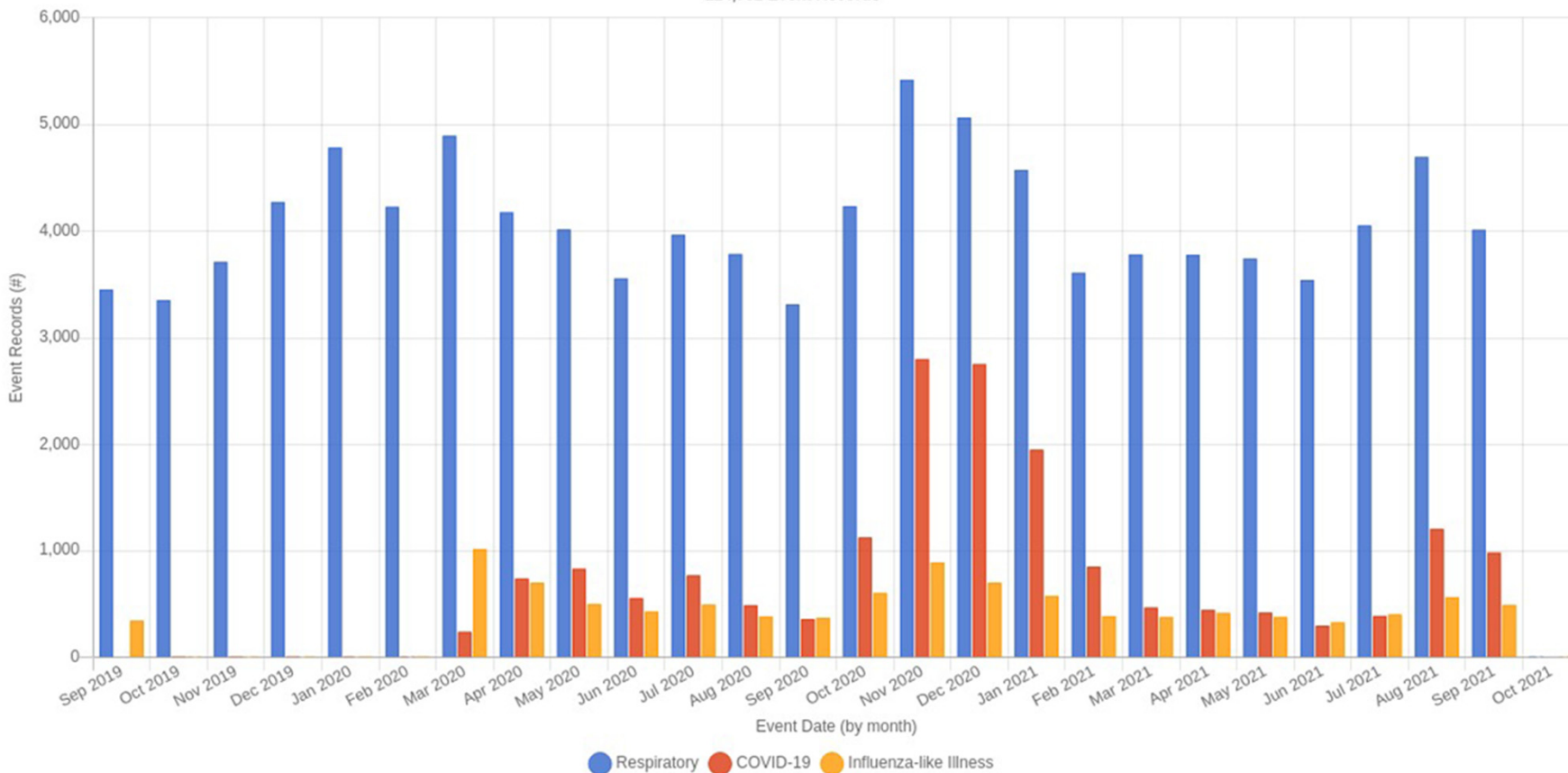
Section 4 | Programs and Services

2022 Data Book | New Mexico Health and Human Services

New Mexico Department of Health (DOH) Monthly 911 Responses to COVID-related Syndromes, August 2019 - October 2021

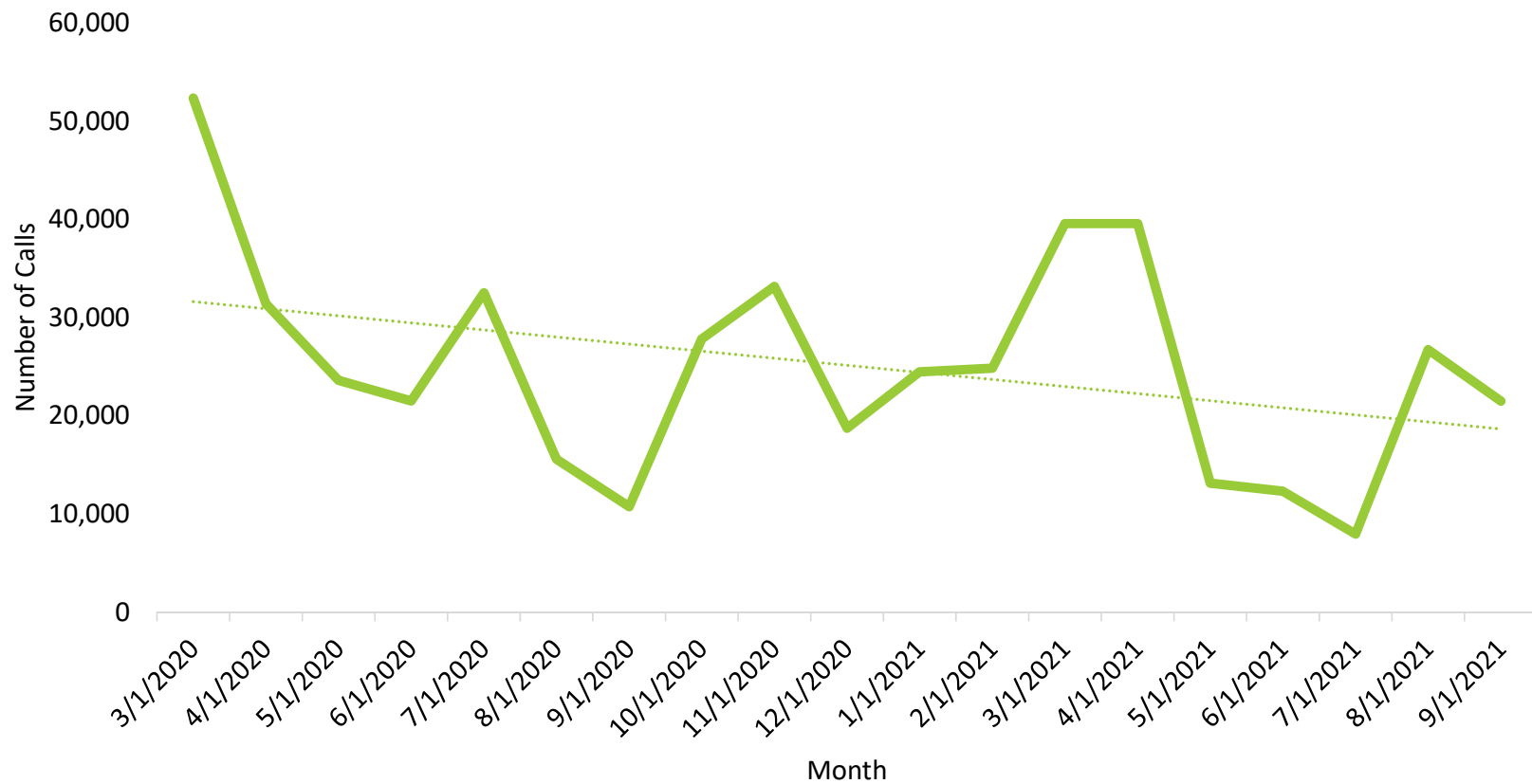


Event Records by Event Date
 Grouped by Syndromes^
 Event Date: 2019-Sep-01 to 2021-Oct-01
 114,752 Event Records



Source: New Mexico Department of Health Emergency Medical Services Tracking and Reporting System (NMEMSTARS)

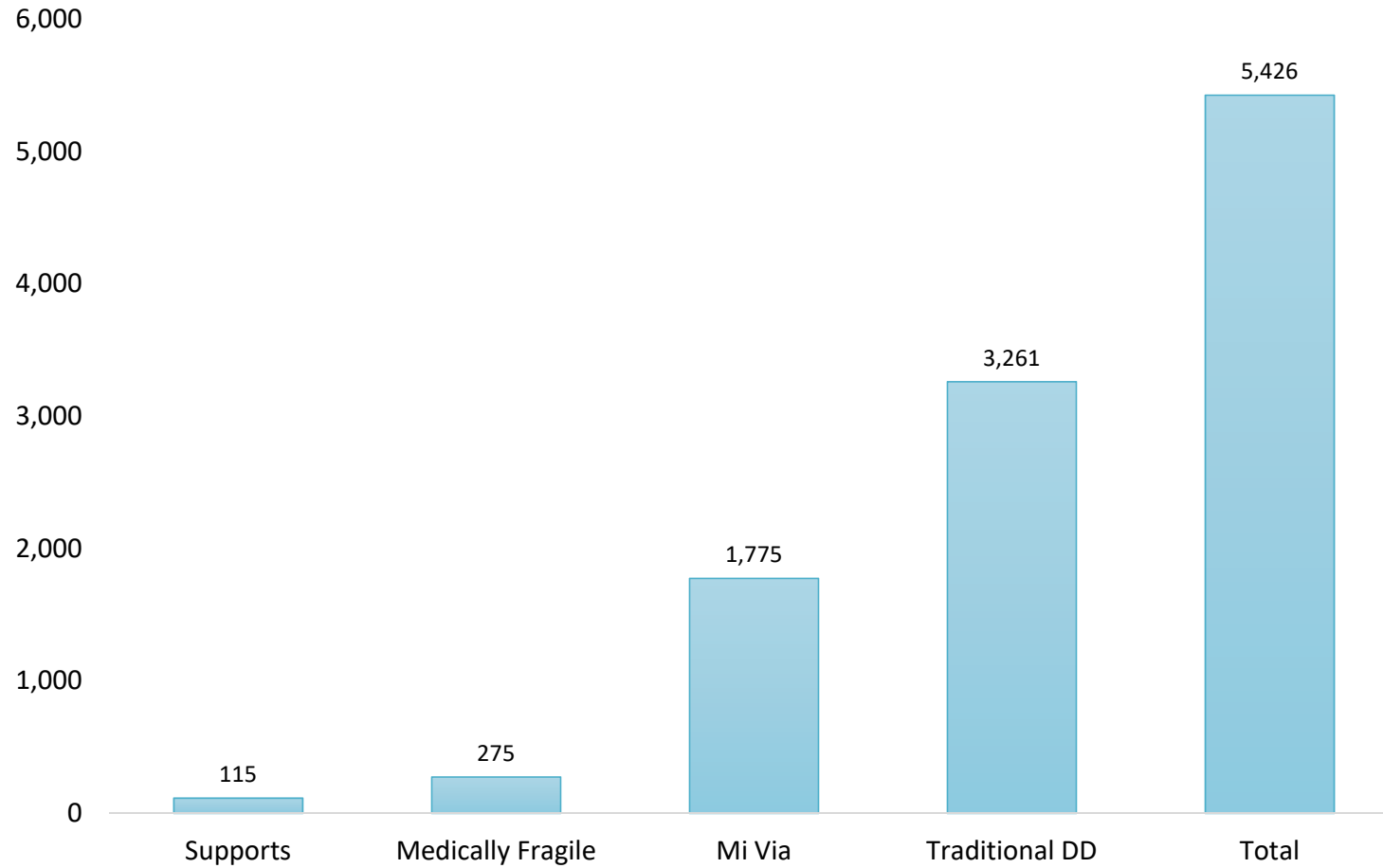
New Mexico Monthly Call Volume from the Public to the New Mexico Department of Health (NMDOH) COVID Hotline, March 11*, 2020 - September 30, 2021



*Hotline started March 11, 2020

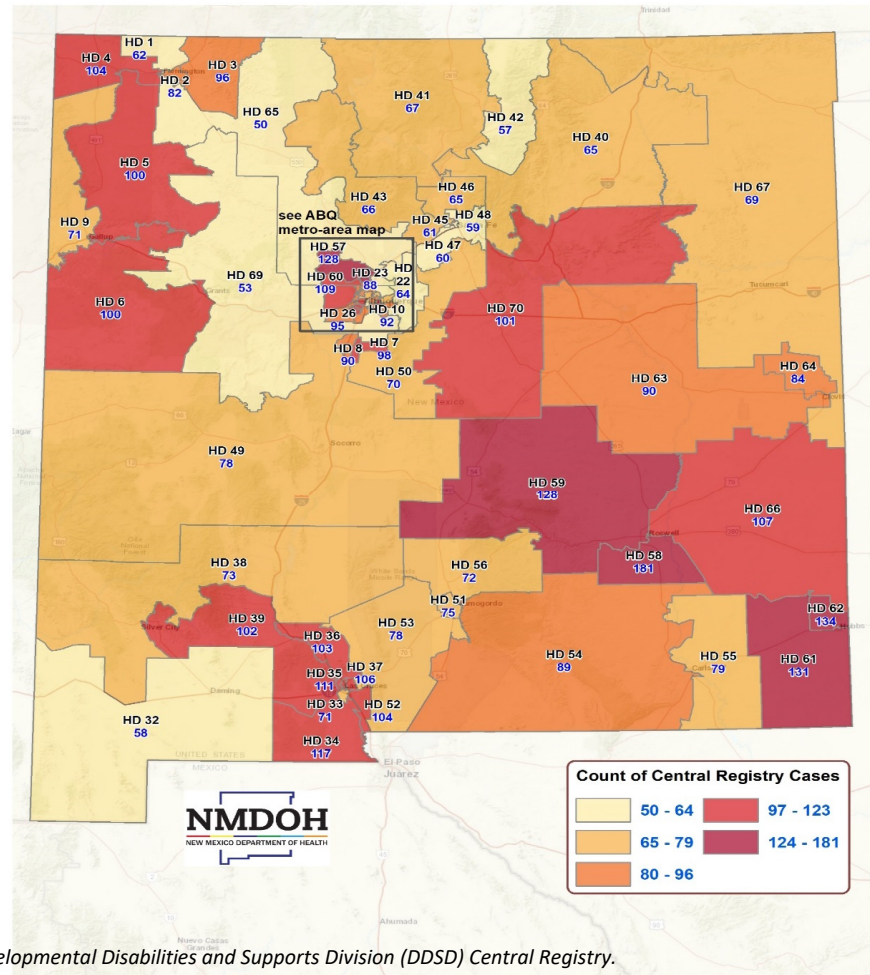
Source: New Mexico Department of Health Epidemiology and response Division.

New Mexico Department of Health (DOH) Developmental Disabilities and Supports Division (DDSD) Individuals Served by Waiver Type as of October 1, 2021



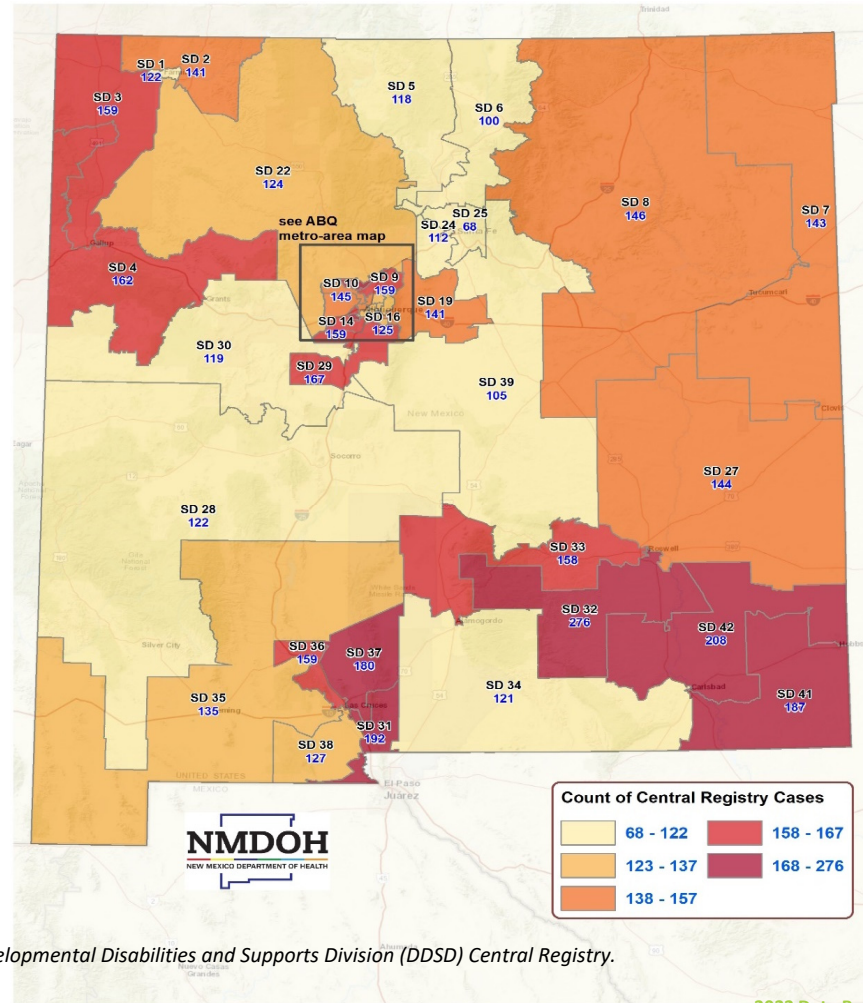
Source: New Mexico Department of Health Developmental Disabilities and Supports Division (DDSD) Client Counts Report.

New Mexicans Receiving Services from the Department of Health (DOH) Developmental Disabilities and Supports Division (DDSD) by House Districts as of August 2021



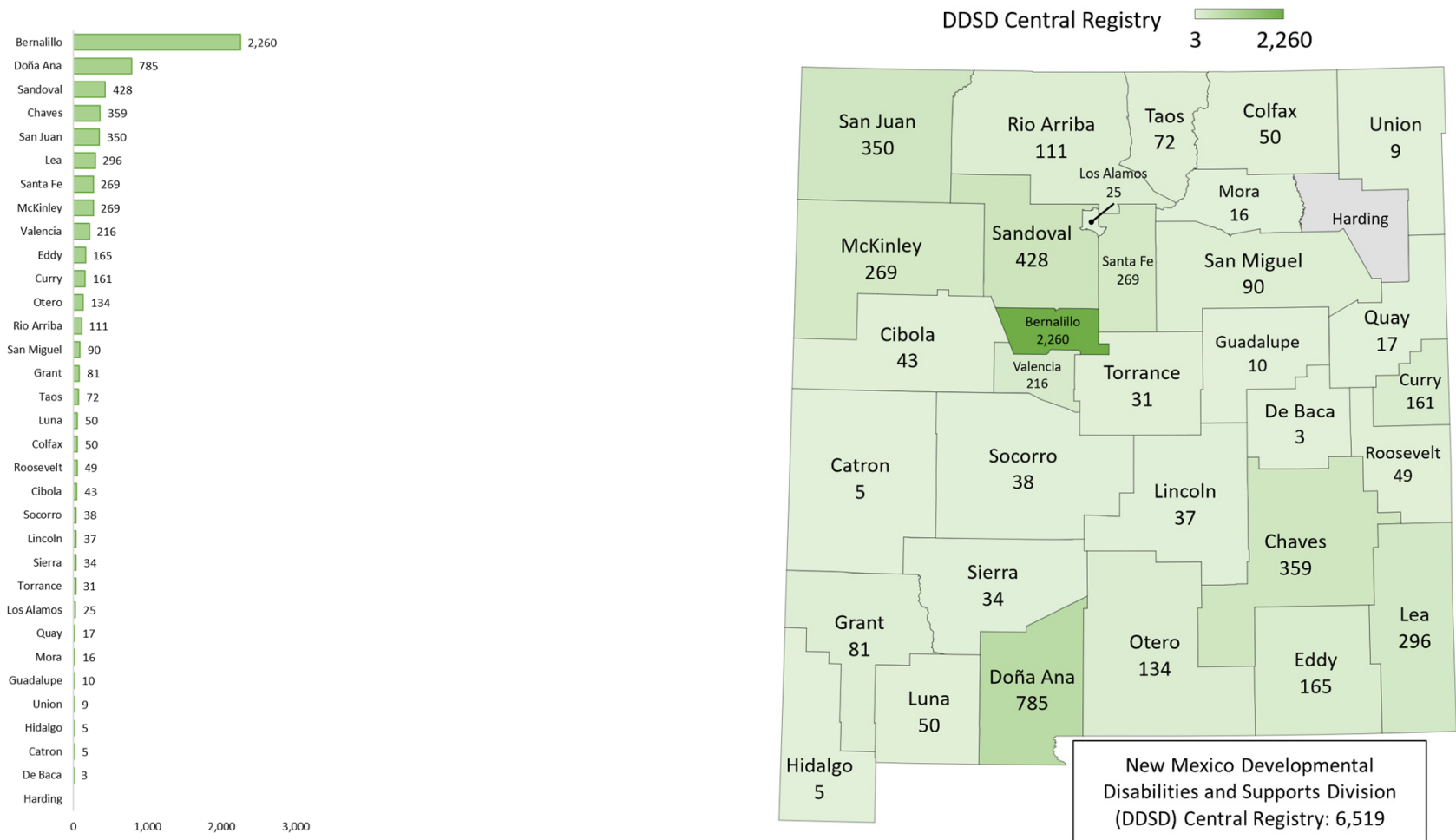
Source: New Mexico Department of Health Developmental Disabilities and Supports Division (DDSD) Central Registry.

New Mexicans Receiving Services from the Department of Health (DOH) Developmental Disabilities and Supports Division (DDSD) by Senate Districts as of August 2021



Source: New Mexico Department of Health Developmental Disabilities and Supports Division (DDSD) Central Registry.

New Mexicans Receiving Services from the Department of Health (DOH) Developmental Disabilities and Supports Division (DDSD) by County as of October 29, 2021



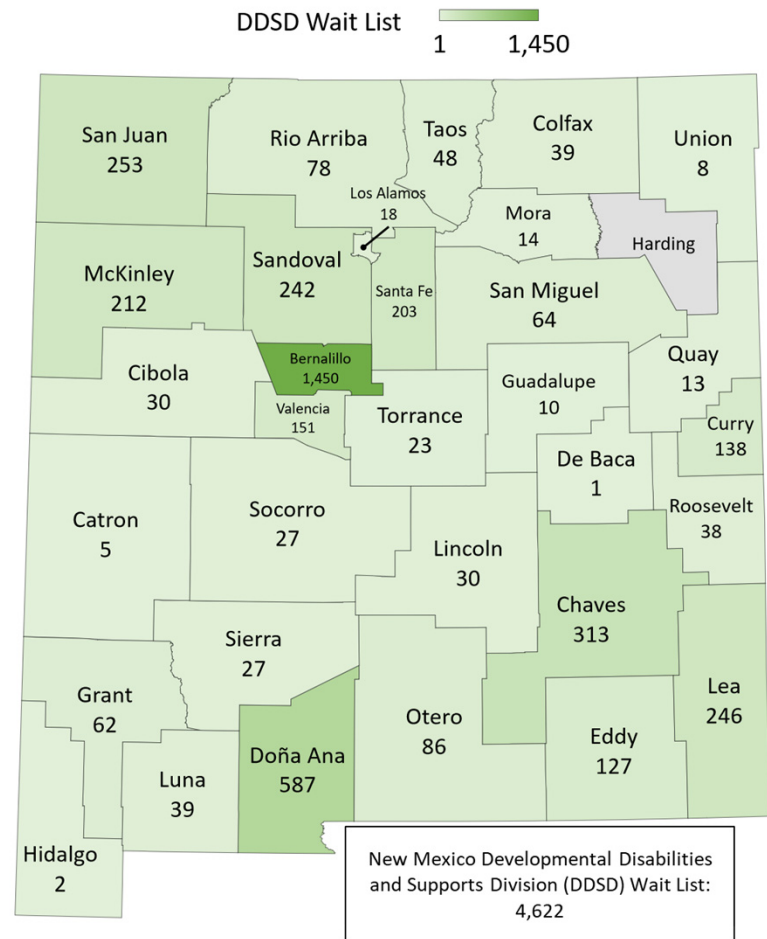
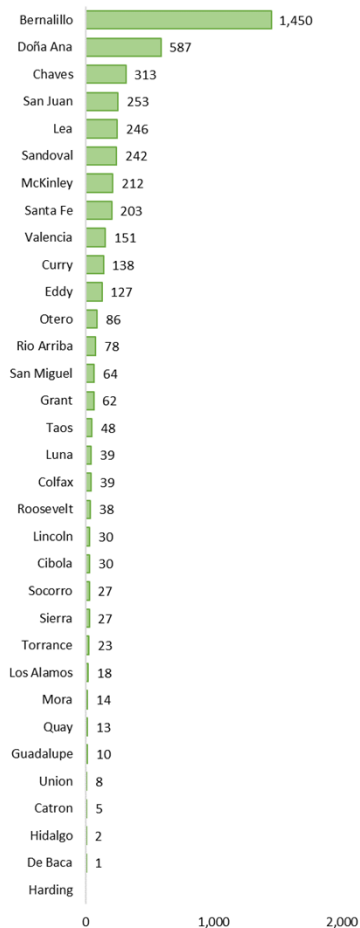
Note: the total count includes 12 out of state and 39 with no associated county.

Source: New Mexico Department of Health (DOH) Developmental Disabilities and Supports Division (DDSD) Central Registry, November 2021.

Section 4 | Programs and Services

2022 Data Book | New Mexico Health and Human Services

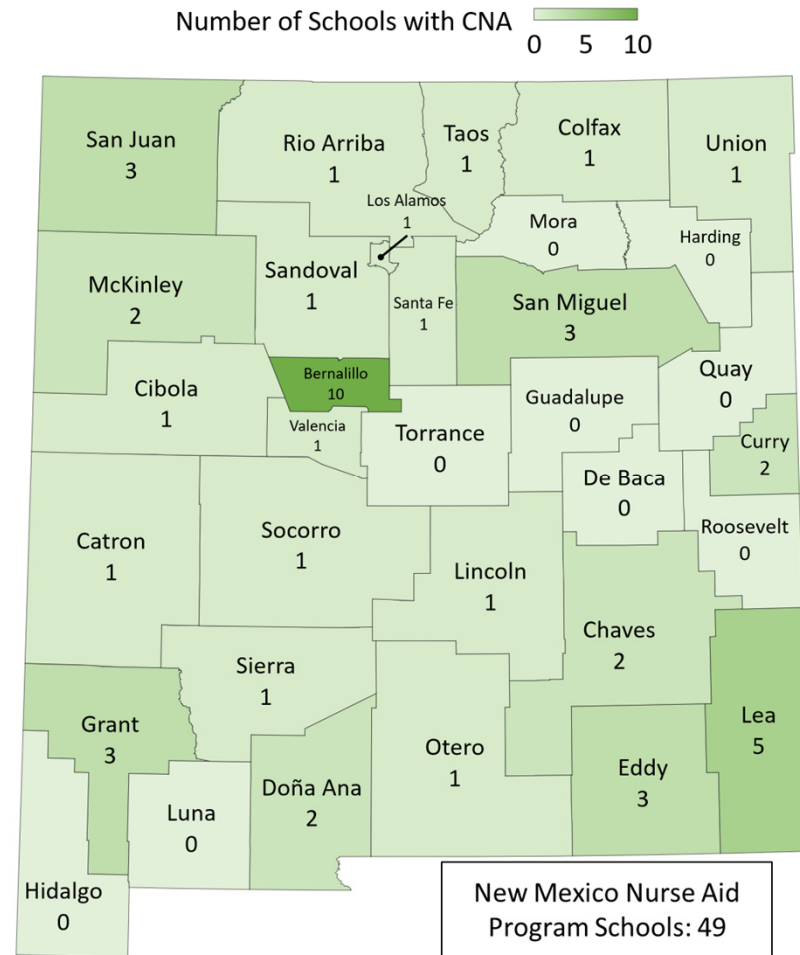
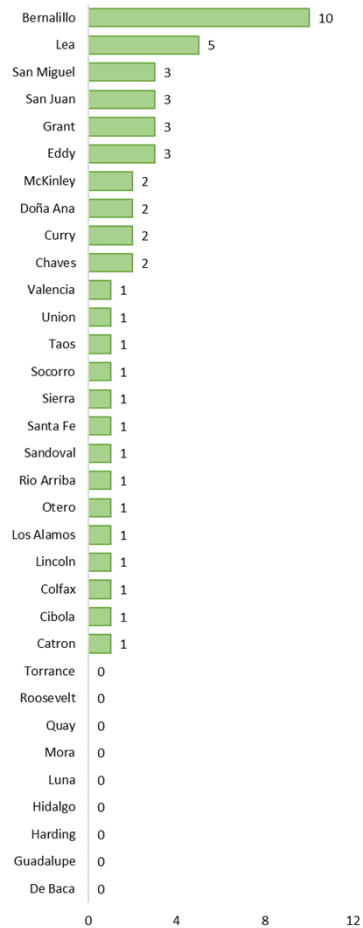
New Mexicans on the Wait List for Services from the Department of Health (DOH) Developmental Disabilities and Supports Division (DDSD) by County as of October 29, 2021



Note: the total count includes 8 out of state and 30 with no associated county.

Source: New Mexico Department of Health (DOH) Developmental Disabilities and Supports Division (DDSD) Central Registry, November 2021

New Mexico Nurse Aid Program School List by County as of October 2021



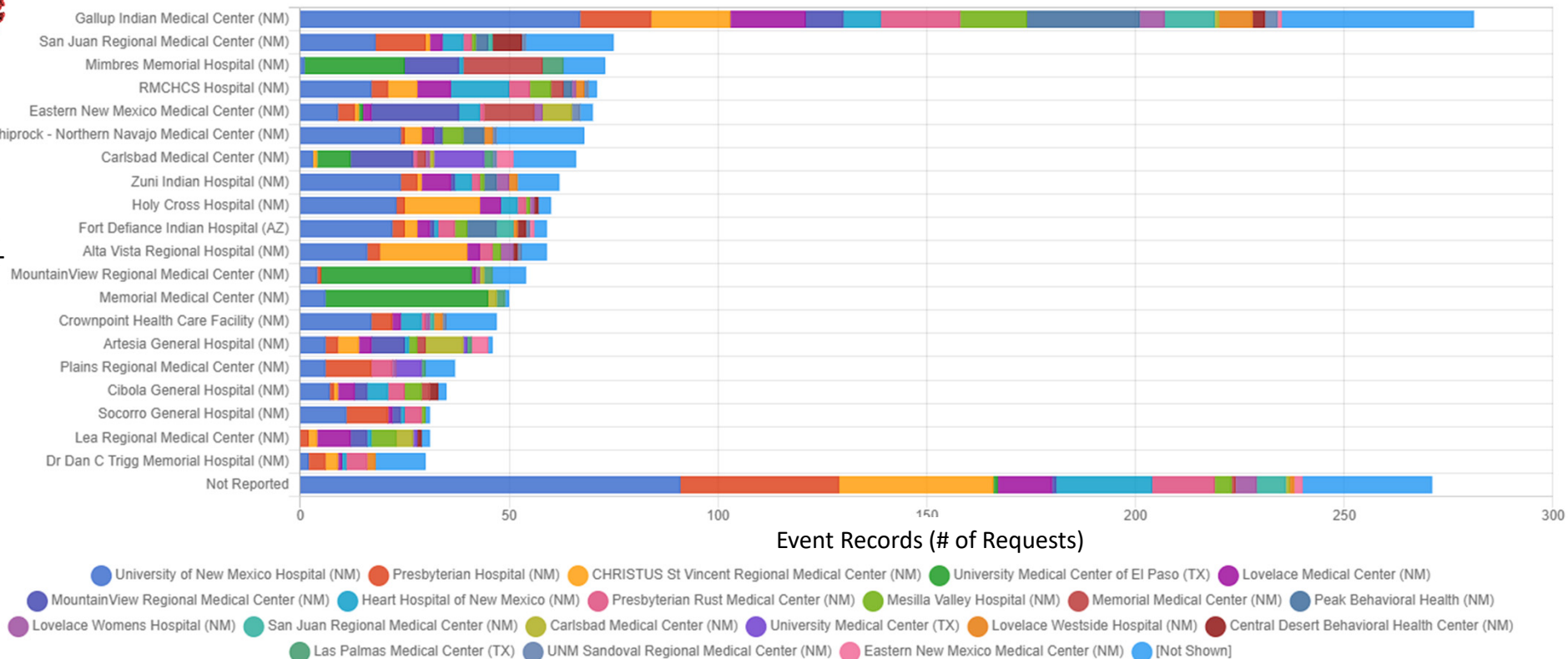
Powered by Bing
© GeoNames, HERE

[Source:](#) New Mexico Department of Health Division of Health Improvement (DHI) Certified Nurse Aid (CNA) Dashboard, November 2021.

New Mexico Emergency Medical Services (EMS) Interfacility Air Ambulance Transfer Requests by Hospital for all Diagnoses, July 31-October 26 2021



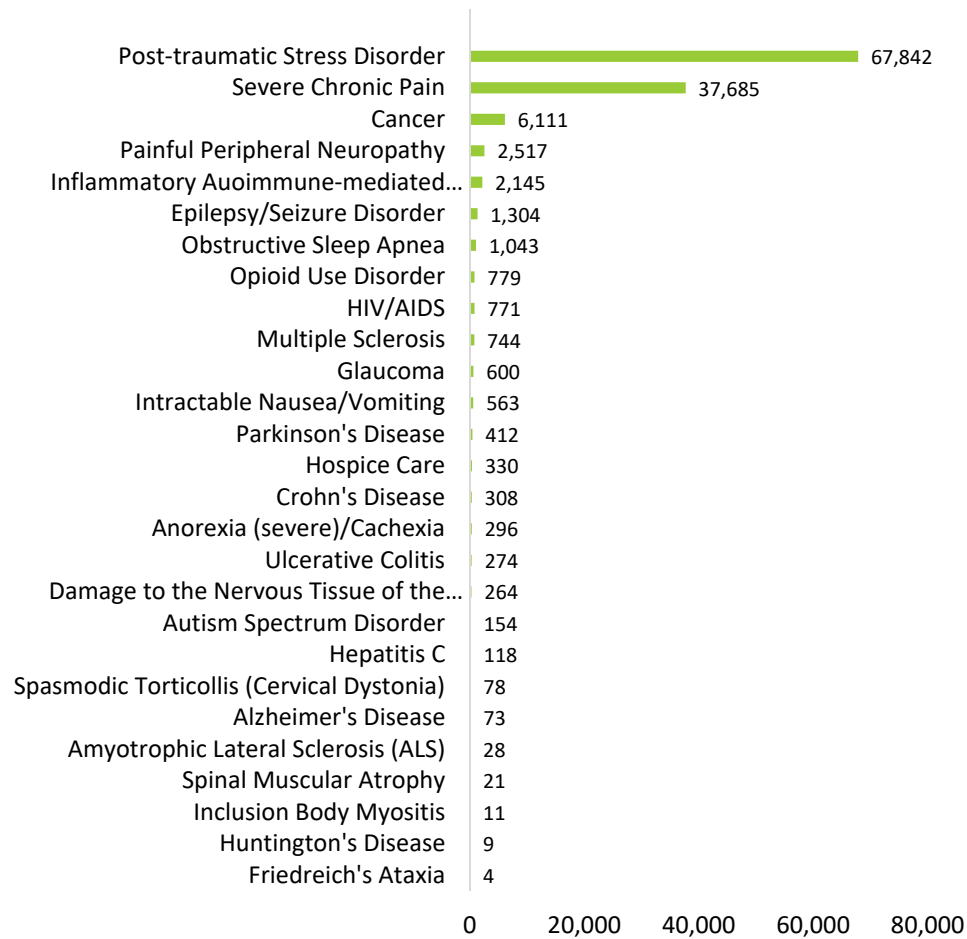
Hospitals by Frequency they have Requested Air Transport



Destination Hospitals Grouped within the Individual Hospital Line

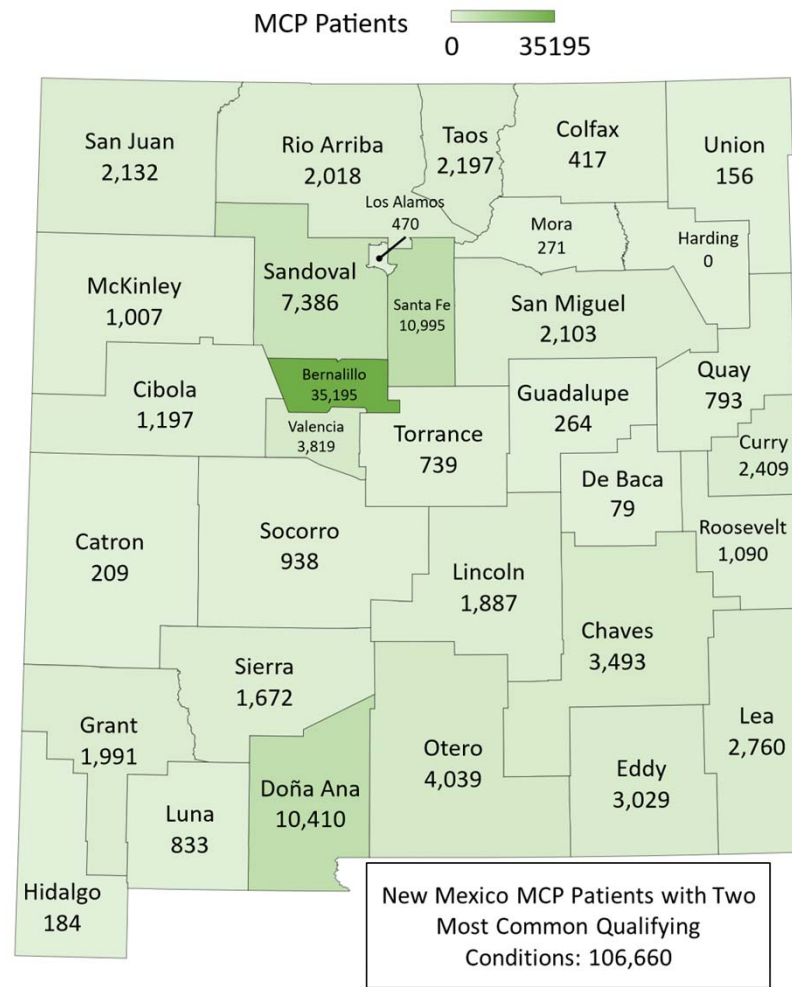
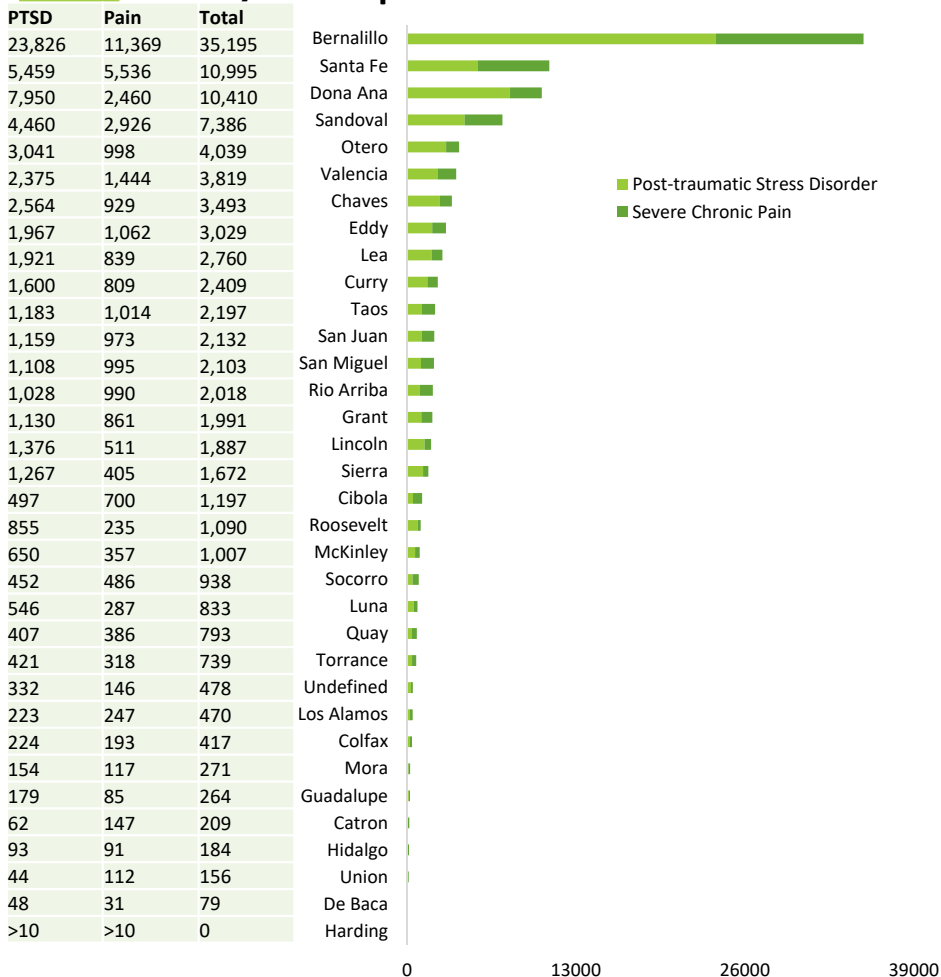
Source: New Mexico Emergency Medical Services Tracking and Reporting System (NMEMSTARS)

New Mexico Department of Health (DOH) Medical Cannabis Program Number of Patients Enrolled by Qualifying Condition as of September 2021



Source: New Mexico Department of Health Medical Cannabis Patient Tracking System
 Section 4 | Programs and Services

New Mexico Department of Health (DOH) Medical Cannabis Program Two Most Common Qualifying Conditions by County as of September 2021

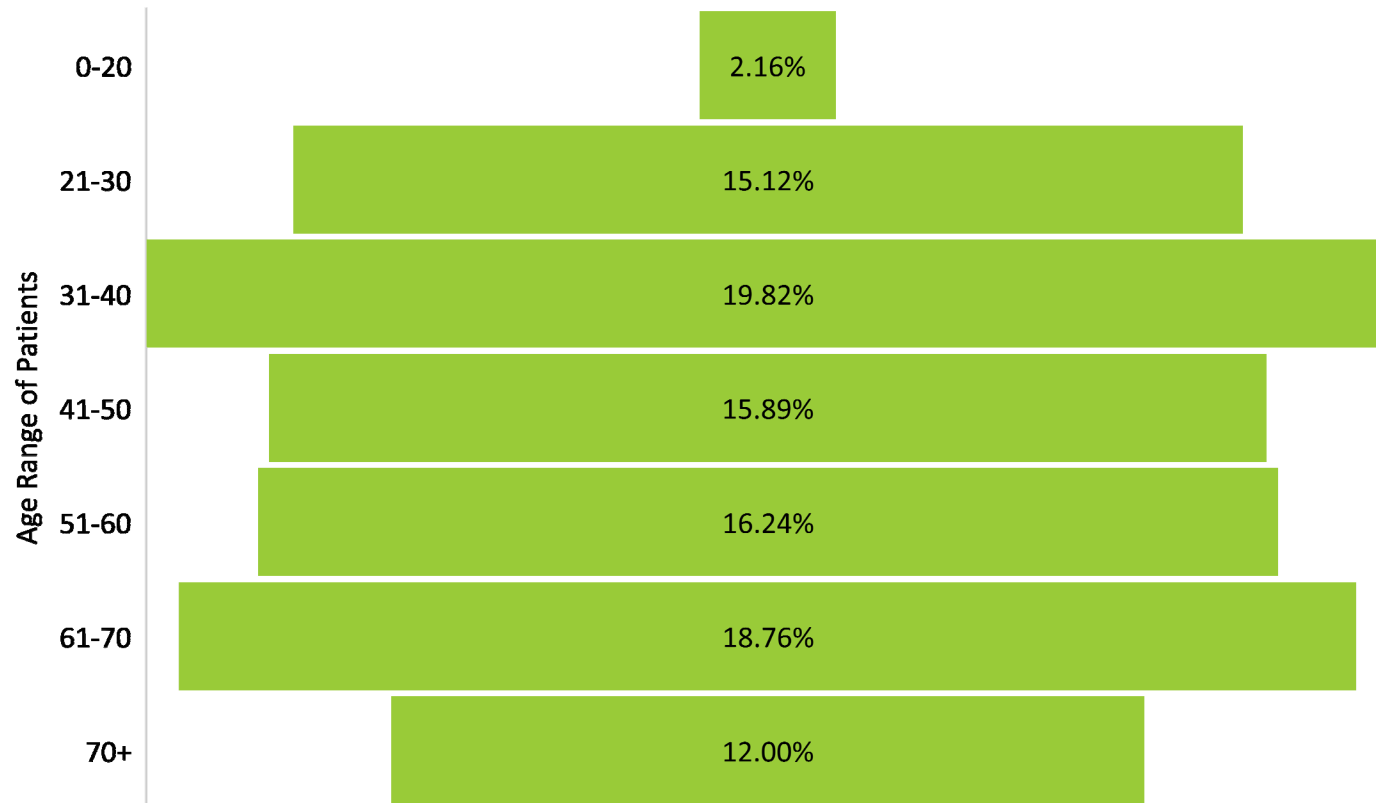


Powered by Bing
© GeoNames, HERE

Note: The NM total includes 478 individuals with no assigned county.

Source: New Mexico Department of Health Medical Cannabis Patient Tracking System, November 2021.

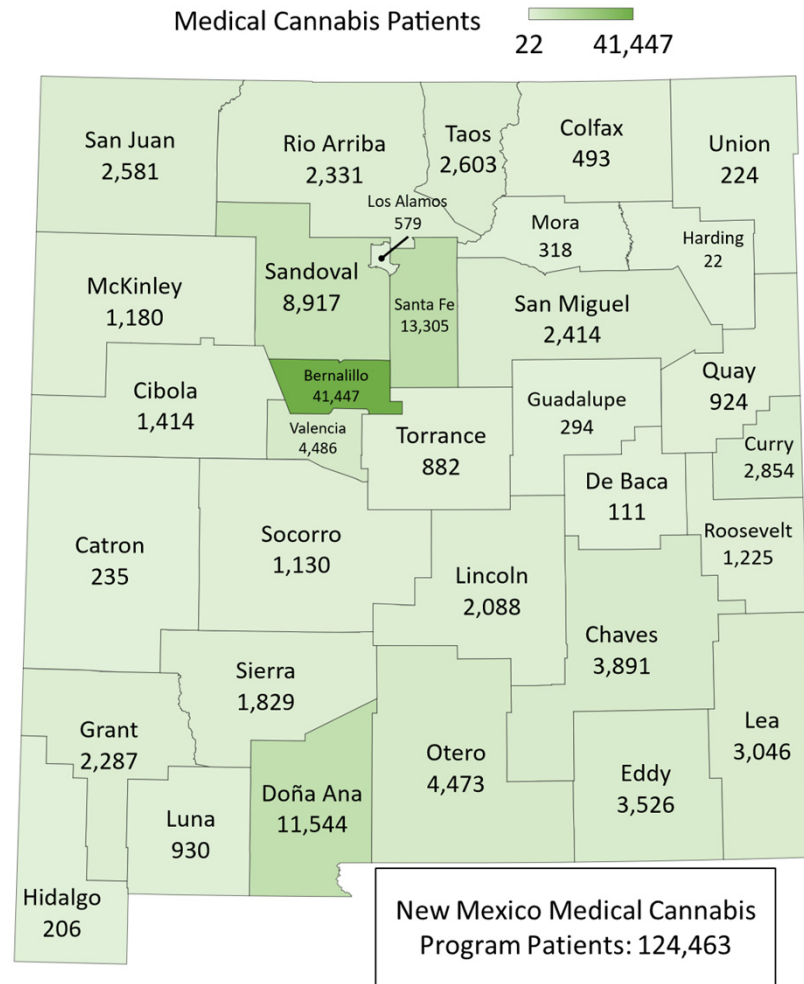
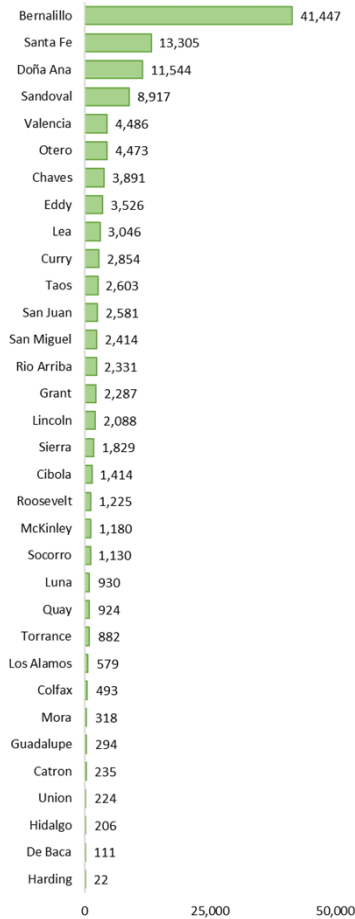
New Mexico Department of Health (DOH) Medical Cannabis Program Age Distribution Ranges as of October 2021



Age Range	0-20	21-30	31-40	41-50	51-60	61-70	70+
Total	2,724	19,027	24,942	20,000	20,440	23,601	15,097

Source: New Mexico Department of Health Medical Cannabis Patient Tracking
System Section 4 | [Programs and Services](#)

New Mexico Department of Health (DOH) Medical Cannabis Program Number of Patients by County as of September 2021

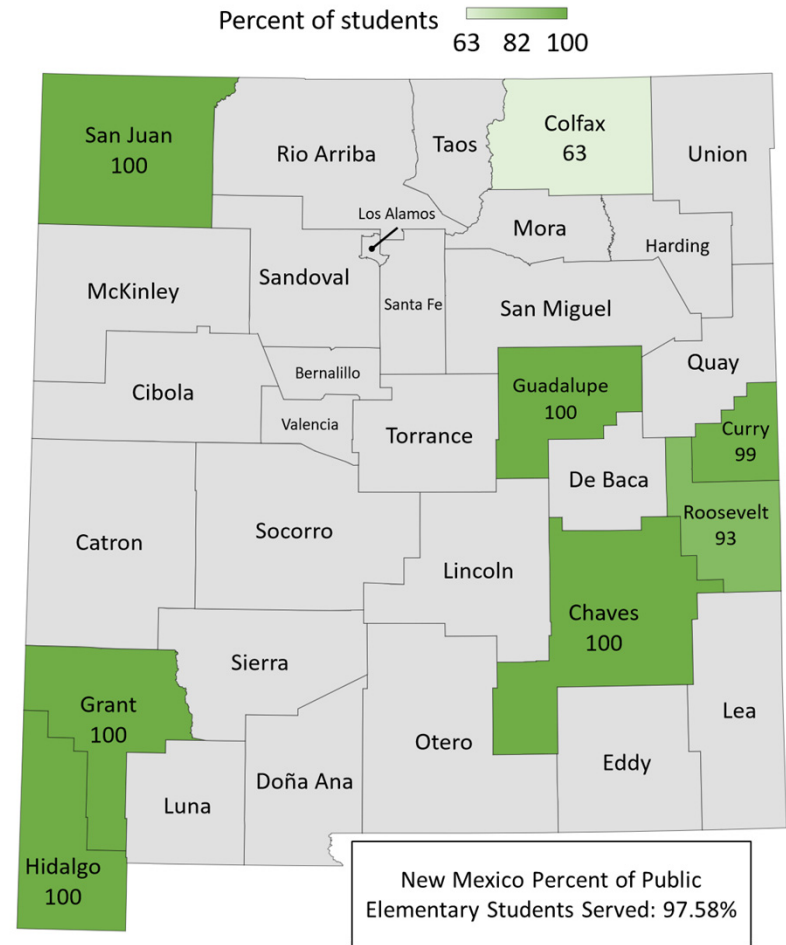


Note: New Mexico total includes 674 individuals with no associated county.

Source: New Mexico Department of Health Medical Cannabis Patient Tracking System, November 2021.

Section 4 | Programs and Services

New Mexico Department of Health (DOH) Healthy Kids, Healthy Communities (School Nutrition and Physical Activity Program) Percent of Public Elementary School Students Served by County, School Year 20-21

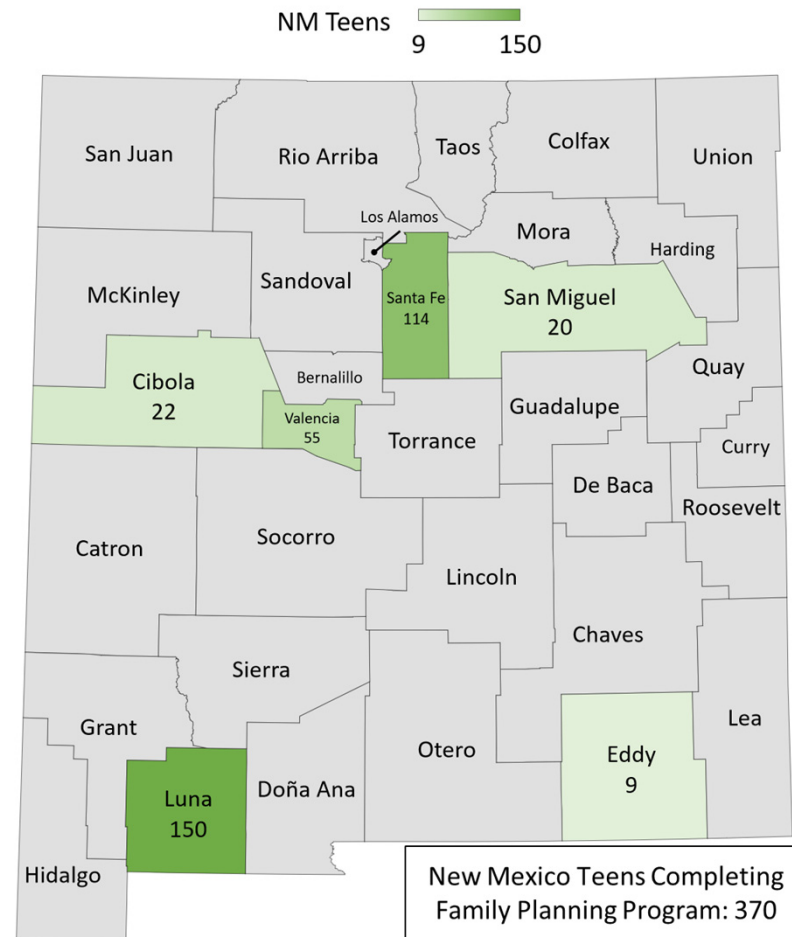


Powered by Bing
© GeoNames, HERE

Source: [New Mexico Department of Health Public Health Division Healthy Kids, Healthy Communities Program Evaluation Data, November 2021.](#)

2022 Data Book | New Mexico Health and Human Services

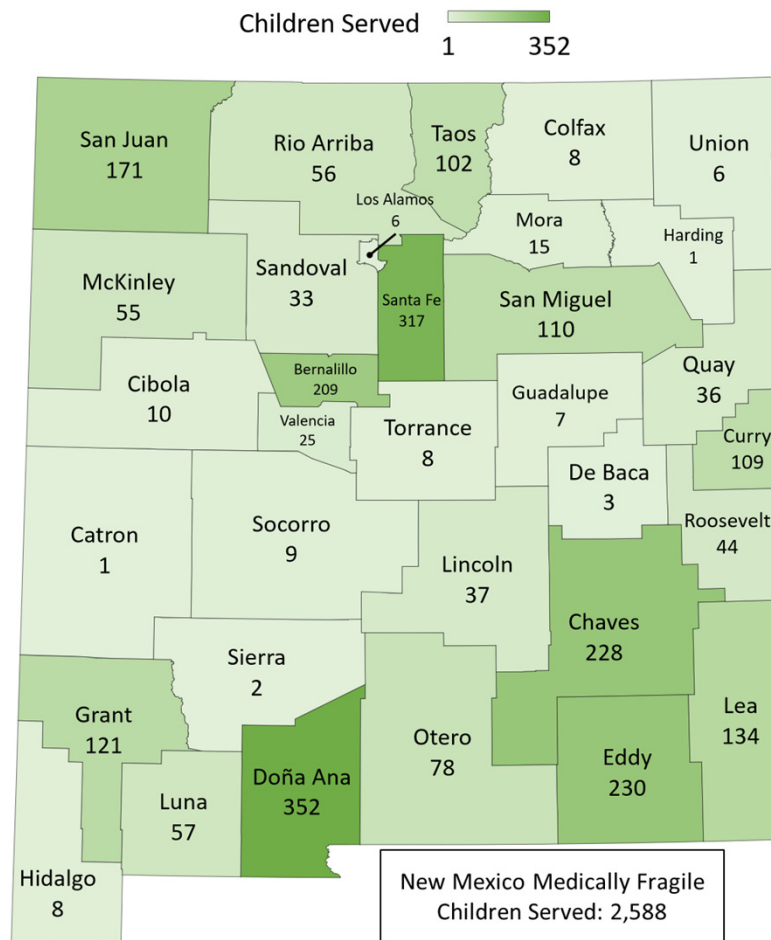
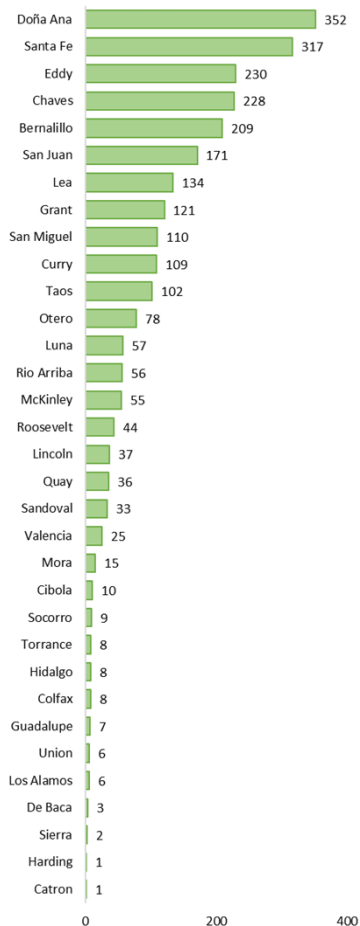
New Mexico Department of Health (DOH) Public Health Department (PHD) Number of Teens Successfully Completing Family Planning Program by County, State Fiscal Year (SFY) 2021



Powered by Bing
© GeoNames, HERE

[Source:](#) New Mexico Department of Health Family Planning Program, November 2021.

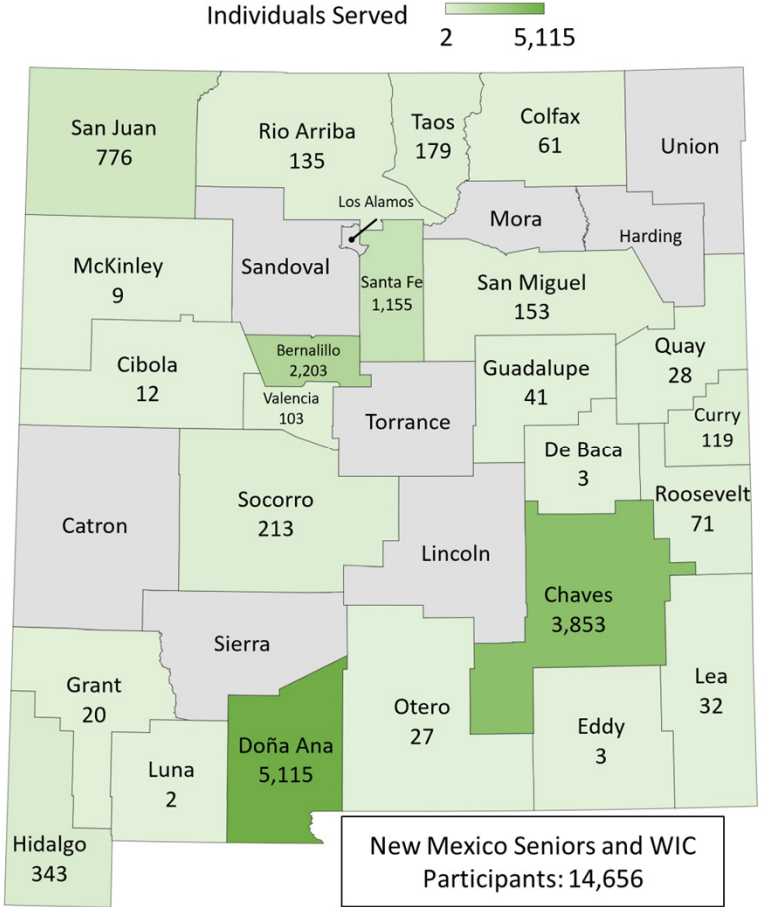
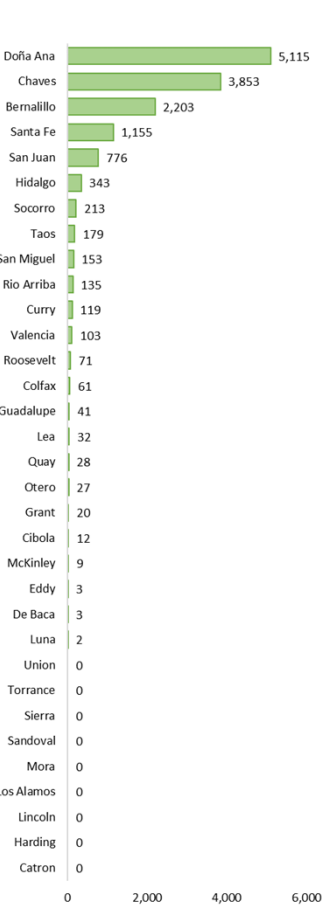
New Mexico Department of Health (DOH) Public Health Department (PHD) Children’s Medical Services (Medically Fragile Children) Number Served by County as of October 2021



Powered by Bing
© GeoNames, HERE

Source: New Mexico Department of Health Children’s Medical Services Case Management Database, CACTUS, November 2021

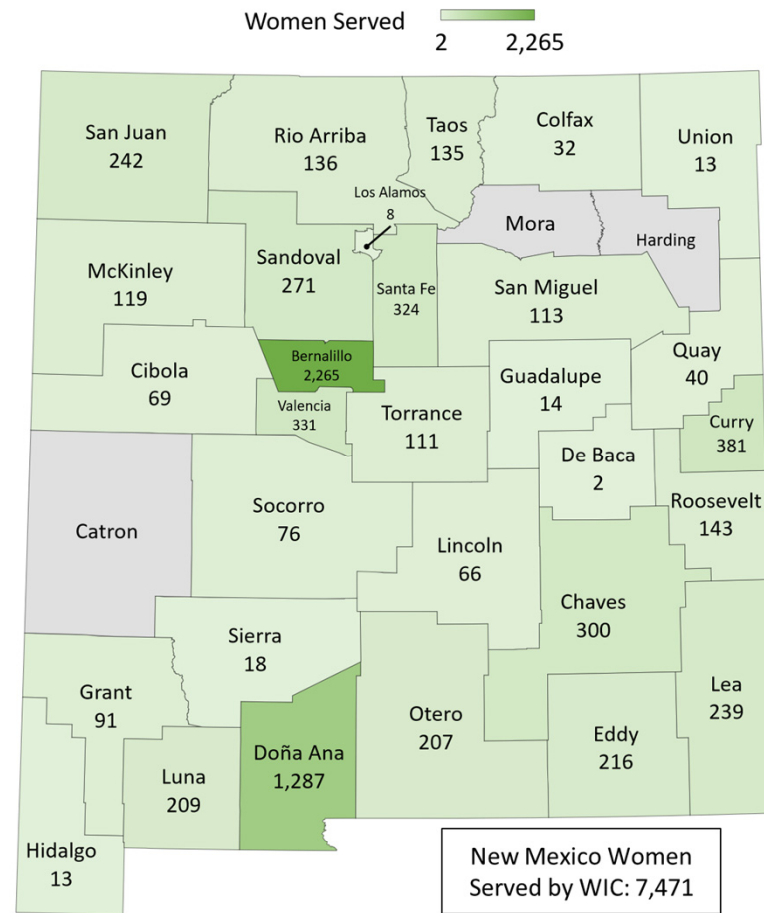
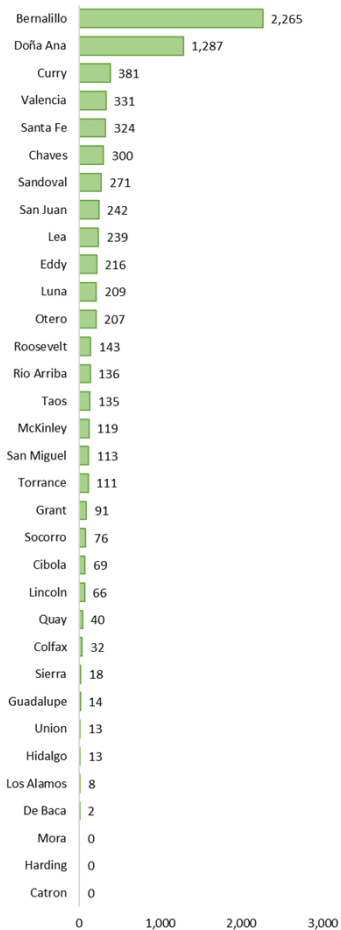
New Mexico Department of Health (DOH) Public Health Department (PHD) Seniors and Special Supplemental Nutrition Program for Women, Infants, and Children (WIC) Participants Served by Farmer's Market Nutrition Programs by County, 2020



Source: New Mexico Department of Health WIC/Senior Banking reports, November 2021.

Section 4 | Programs and Services

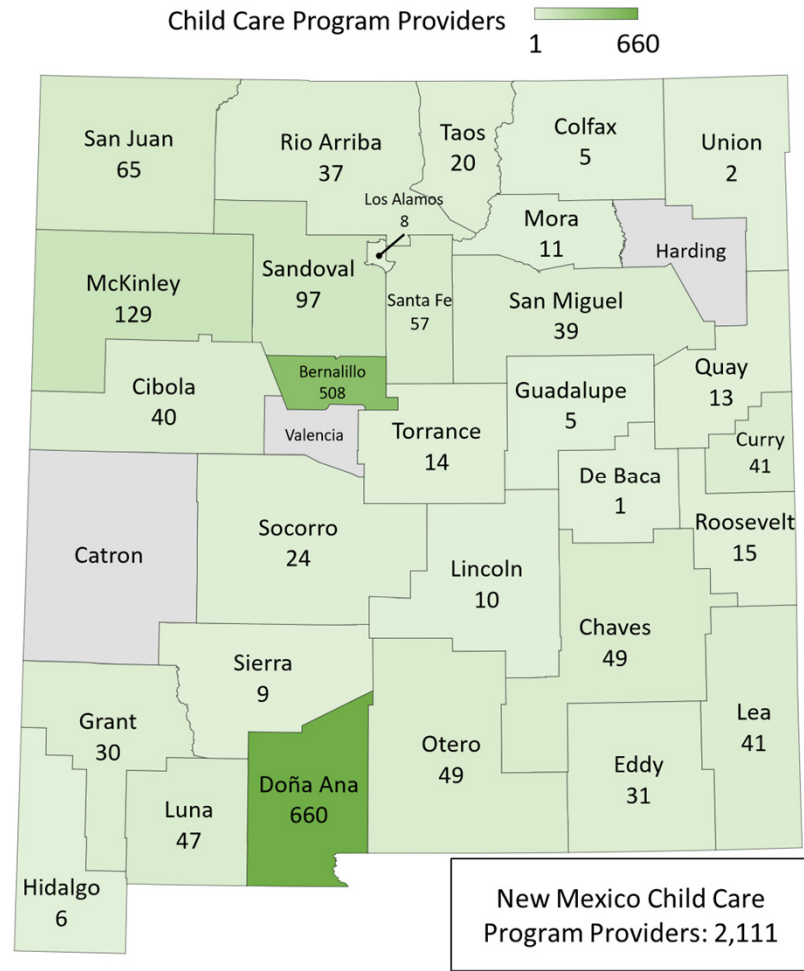
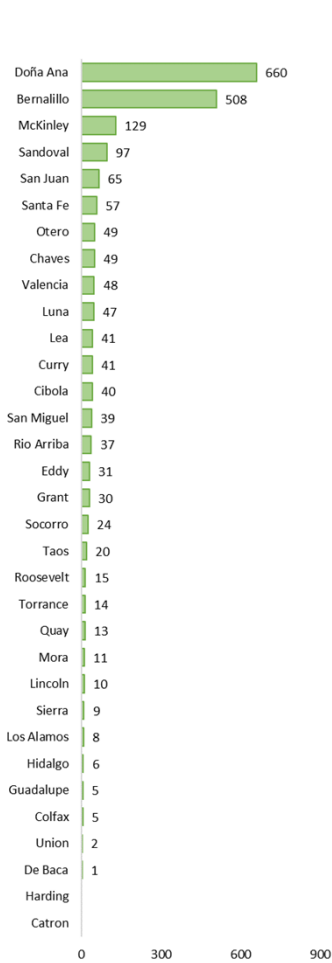
New Mexico Department of Health (DOH) Public Health Department (PHD) Women Served by Special Supplemental Nutrition Program for Women, Infants, and Children (WIC) by County as of October 2021



Powered by Bing
© GeoNames, HERE

Source: New Mexico Department of Health WIC MOSAIC Management Information System, November 2021.

New Mexico Early Childhood Education & Care Department (ECECD) Child Care Program Providers by County as of June 2021

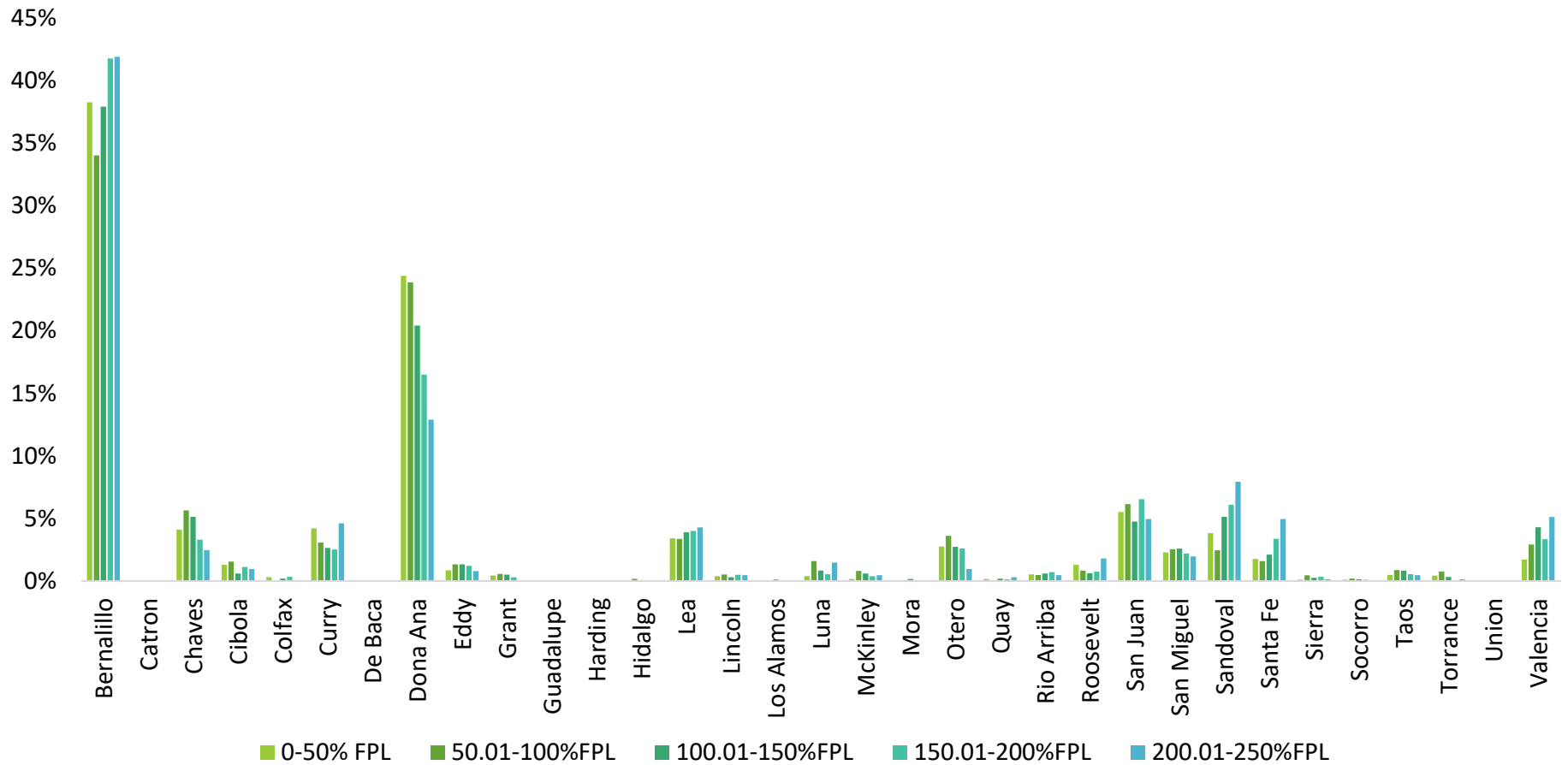


New Mexico Child Care Program Providers: 2,111

Powered by Bing © GeoNames, HERE

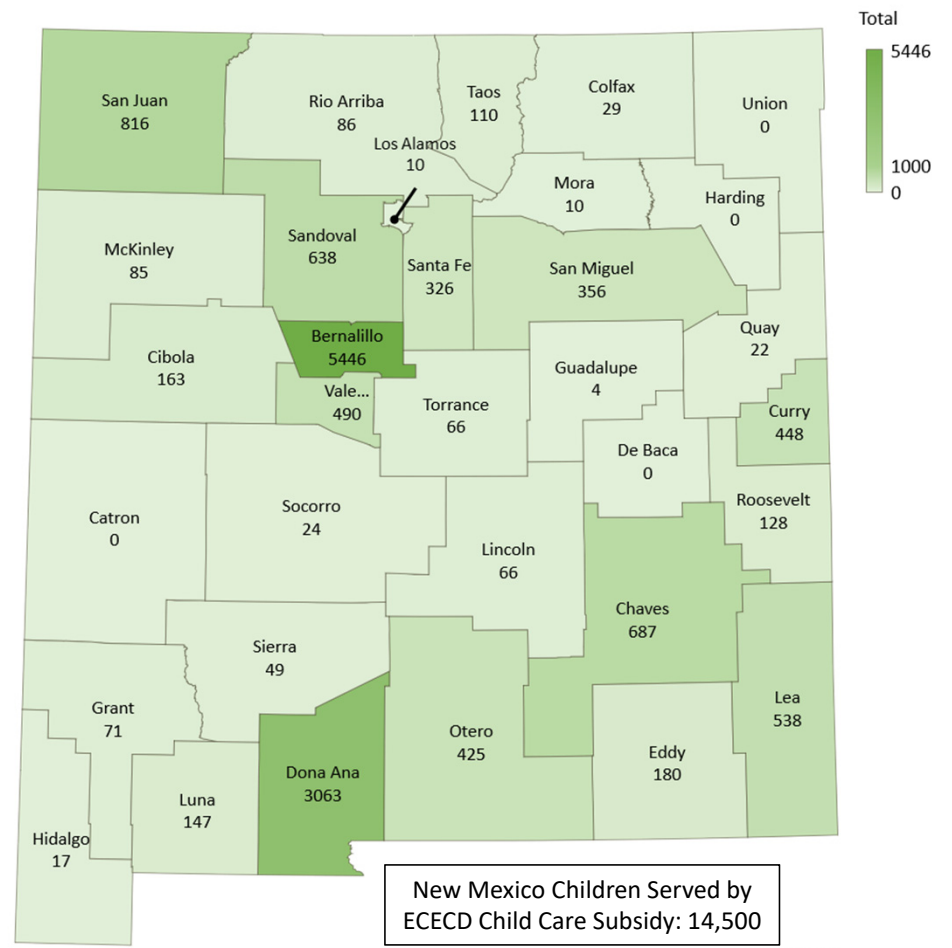
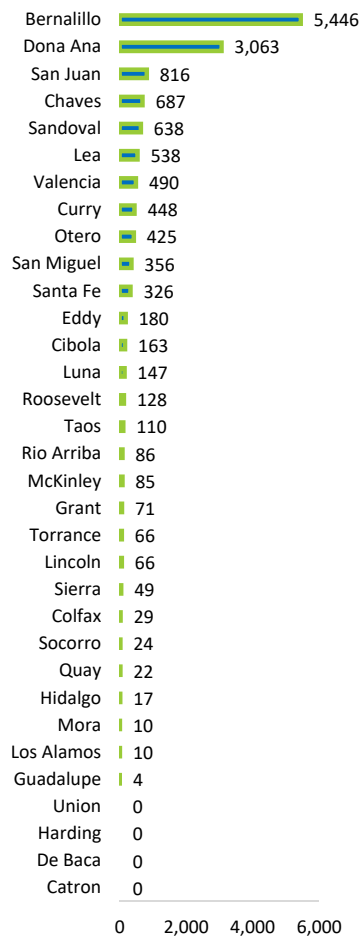
[Source:](#) Early Childhood Education Department, Child Care Program, November 2021.

New Mexico Early Childhood Education & Care Department (ECECD) Child Care Program Percent of Children Served by Federal Poverty Level (FPL) as of June 2021



Source: ECECD Early Childhood Services Child Care Services Bureau, State Fiscal Year 2021.

New Mexico Early Childhood Education & Care Department (ECECD) Child Care Subsidy Children Served as of June 2021

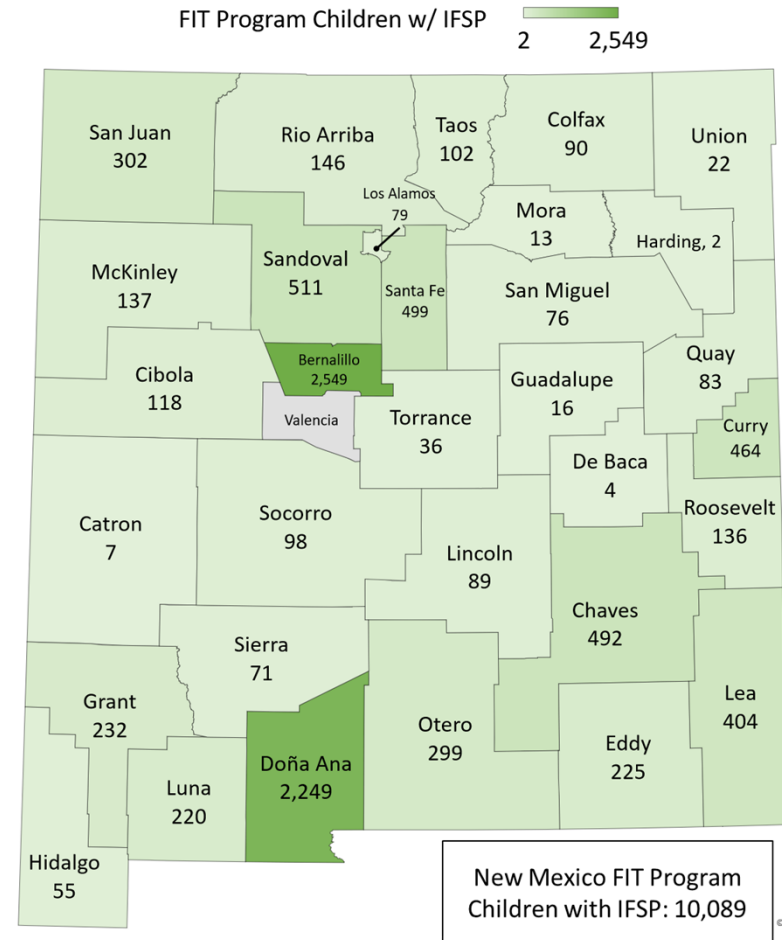
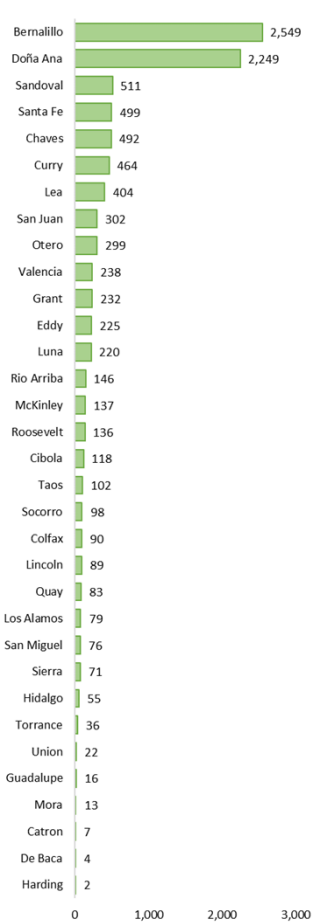


Powered by Bing
© GeoNames, Microsoft, TomTom

Source: ECECD Early Childhood Services Child Care Services Bureau, State Fiscal Year 2021.

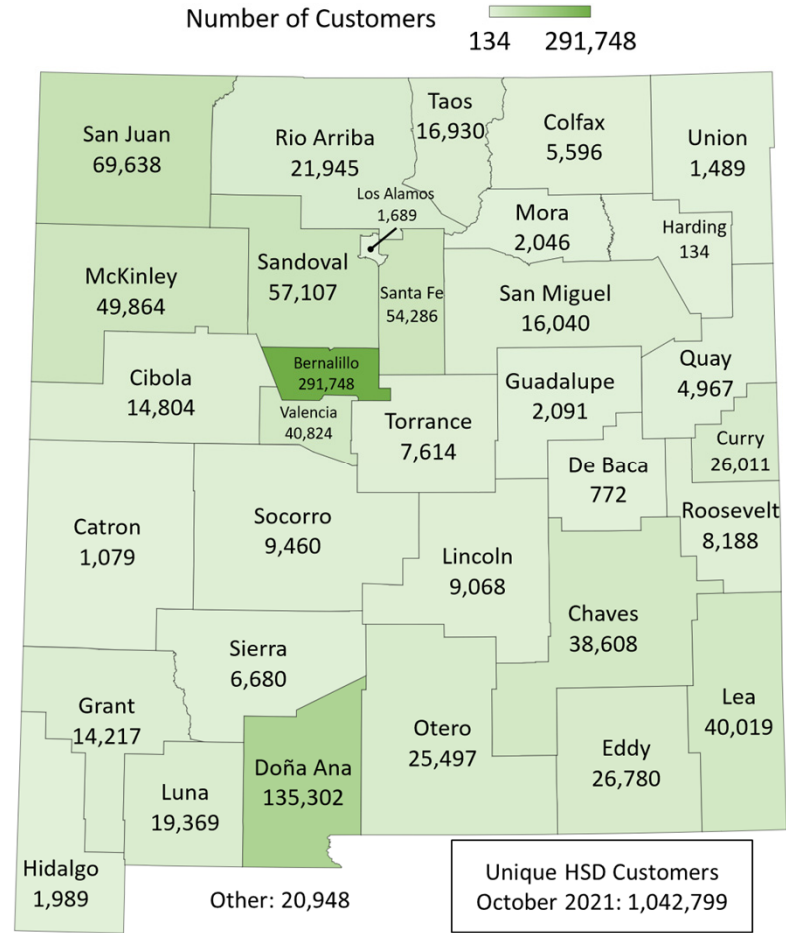
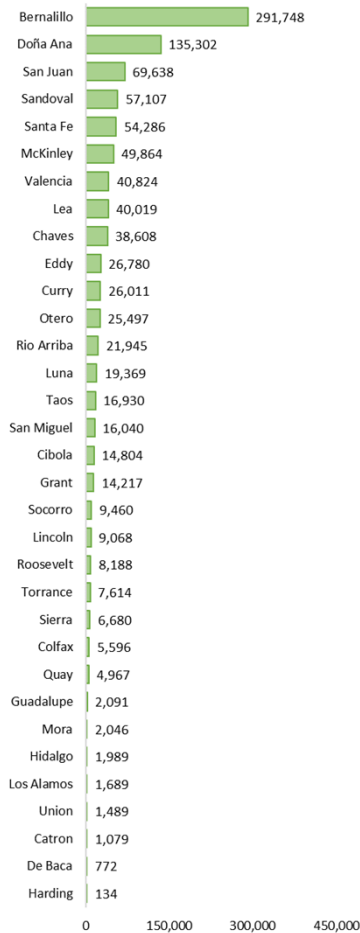
Section 4 | Programs and Services

New Mexico Early Childhood Education & Care Department (ECECD) Family Infant Toddler (FIT) Program Children with Individualized Family Service Plan (IFSP) by County, Fiscal Year (FY) 2021



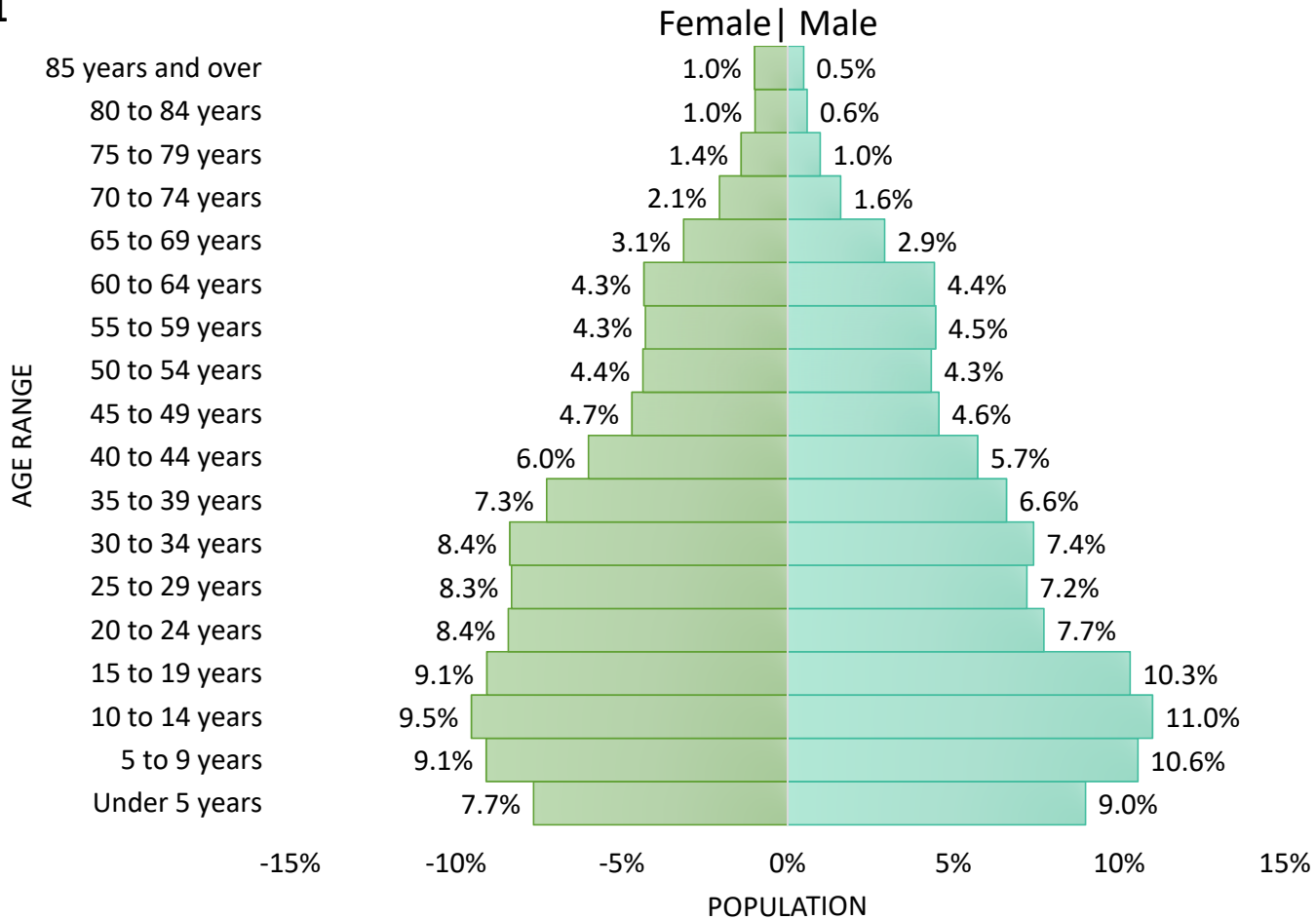
Note: The total includes 22 children with county of "other" and 3 with no associated county.
 Source: Early Childhood Education Department, Family Infant Toddler Program, November 2021.

New Mexico Human Services Department (HSD) Unique Customers as of October 2021



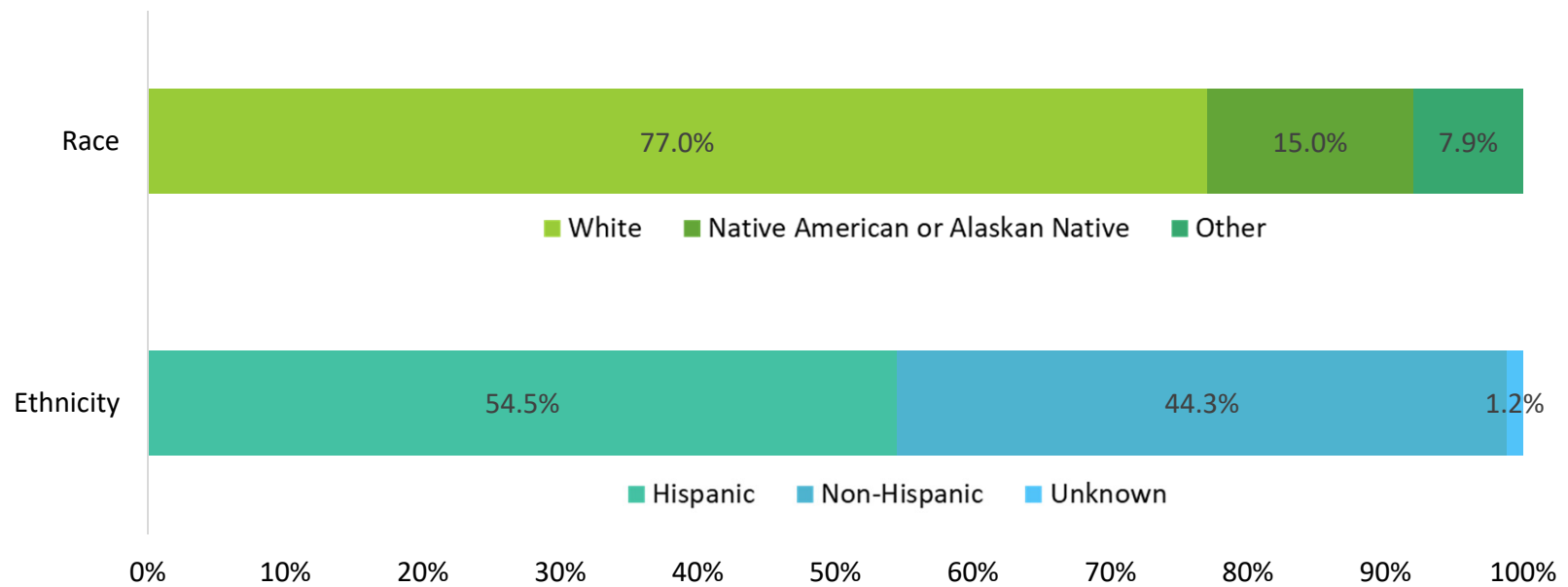
Source: New Mexico Human Services Department, Income Support Division. October 2021. Unique HSD Customers reflect the number of individual participants in all programs offered by HSD and administered by the Income Support Division, Medical Assistance Division, Child Support Enforcement Division, and Behavioral Health Services Division. See Data Notes at <https://www.hsd.state.nm.us>. Section

New Mexico Human Services Department (HSD) Program Recipients by Age and Gender as a Percent of Total as of October 2021



Source: New Mexico Human Services Department enrollment records. October 2021. Programs include Cash Assistance, Supplemental Nutrition Assistance Program, Low Income Home Energy Assistance Program, and Medicaid.

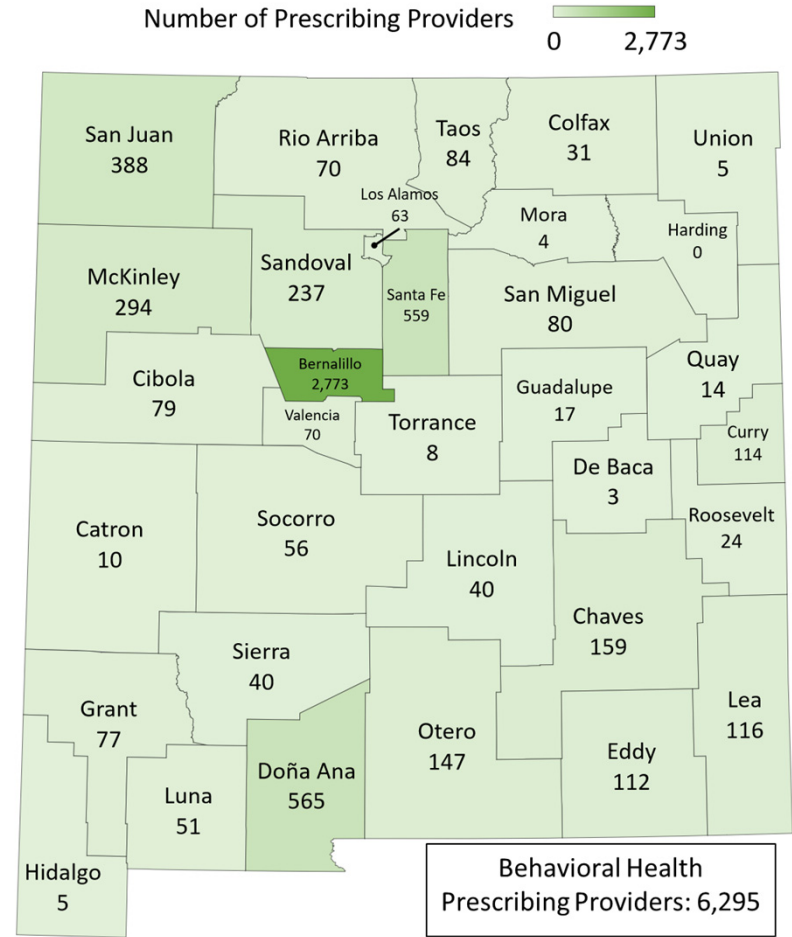
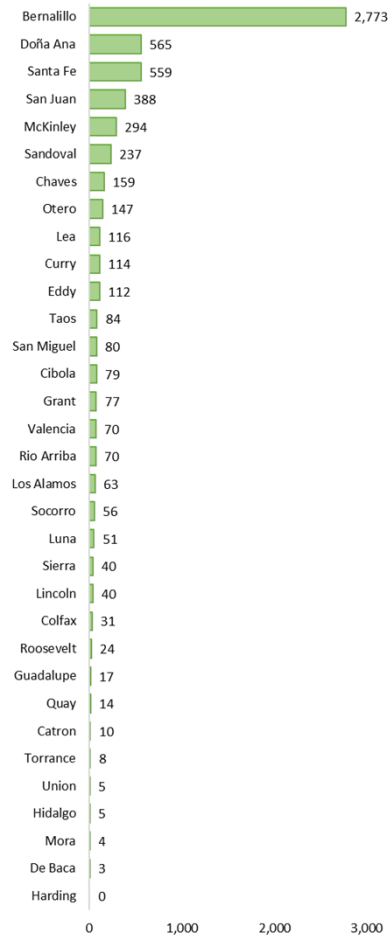
New Mexico Human Services Department (HSD) Program Recipients by Race and Ethnicity as a Percent of Total as of October 2021



[Source:](#) New Mexico Human Services Department enrollment records. October 2021. Programs include Cash Assistance, Supplemental Nutrition Assistance Program, Low Income Home Energy Assistance Program, and Medicaid.

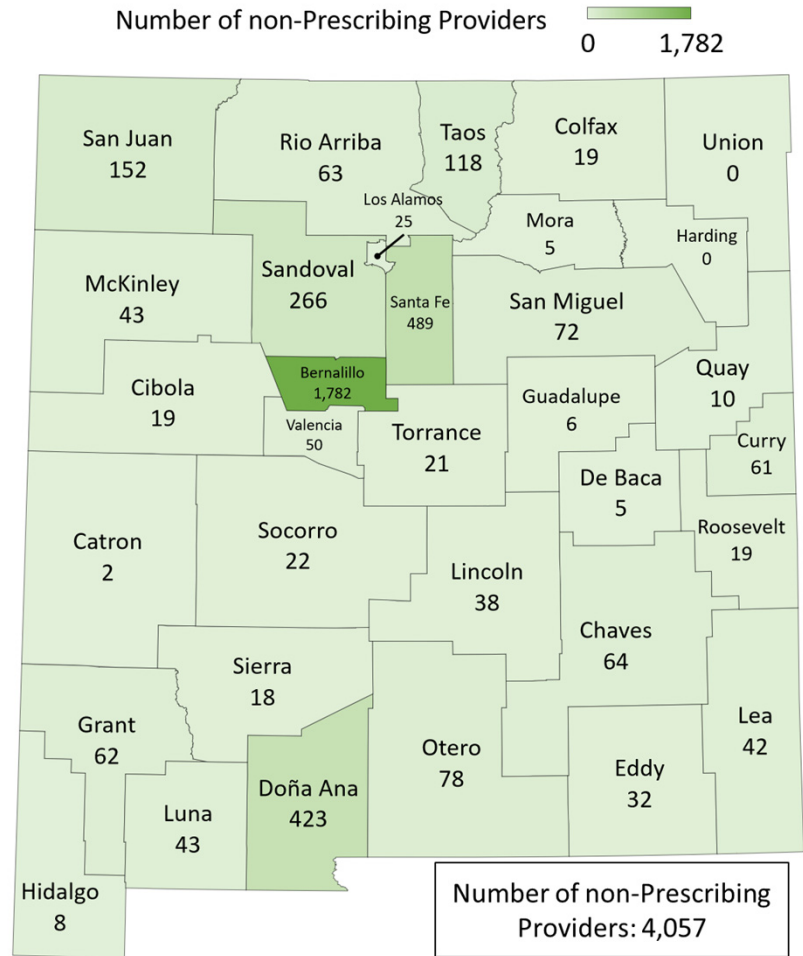
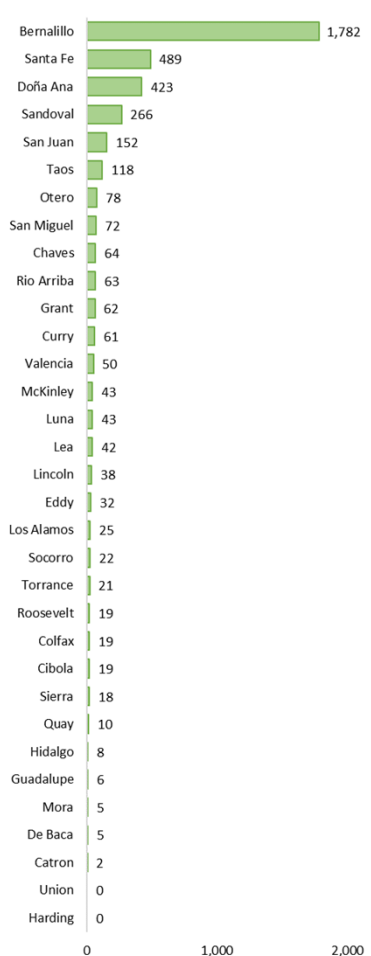
Section 4 | [Programs and Services](#)

New Mexico Medicaid Behavioral Health Prescribing Providers by County as of October 2021



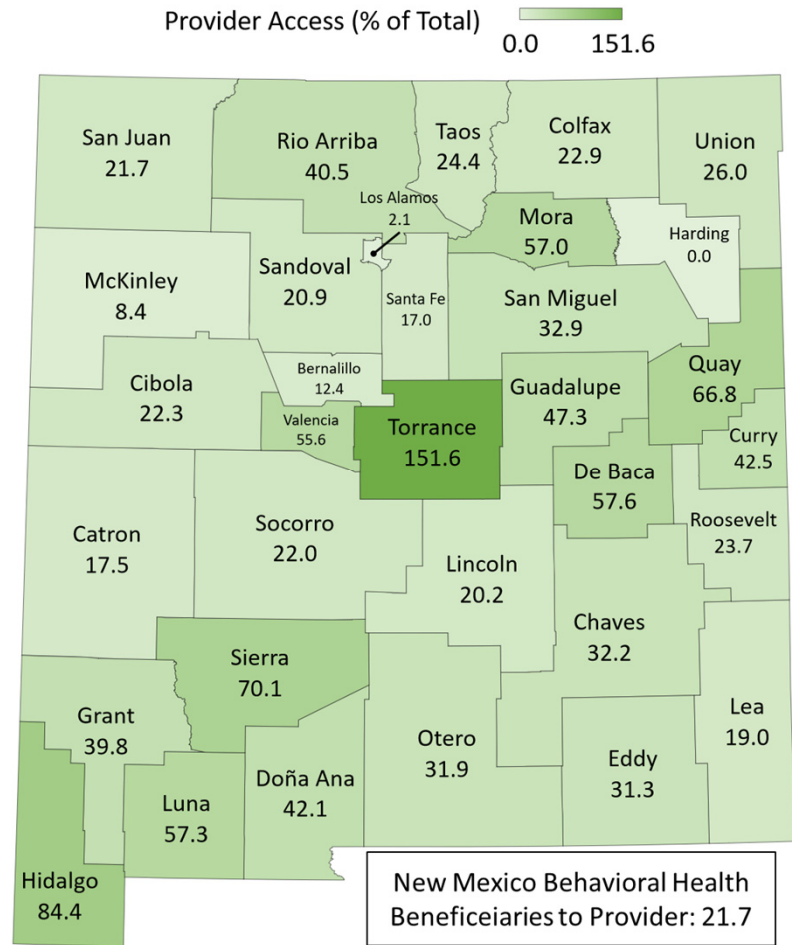
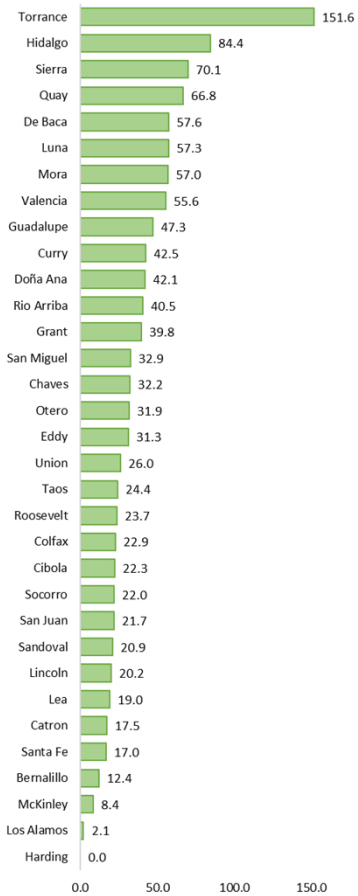
Source: New Mexico Human Services Department, Behavioral Health Services Division based on provider enrollment in the Medicaid system. The totals do include providers who offer services in multiple counties throughout the state, however have a Medicaid provider identification for each area serviced. Providers who are serving multiple counties may not be serving the county on a full-time basis.

New Mexico Medicaid Behavioral Health non-Prescribing Providers by County as of October 2021



[Source:](#) New Mexico Human Services Department, Behavioral Health Services Division based on provider enrollment in the Medicaid system. The totals do include providers who offer services in multiple counties throughout the state, however have a Medicaid provider identification for each area serviced. Providers who are serving multiple counties may not be serving the county on a full-time basis.

Number of Medicaid Beneficiaries Who Access Services per Behavioral Health Provider by County for January-September 2021

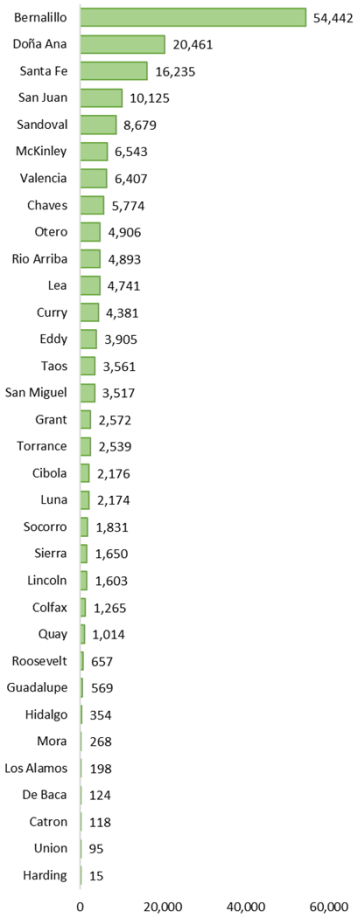


New Mexico Behavioral Health Beneficiaries to Provider: 21.7

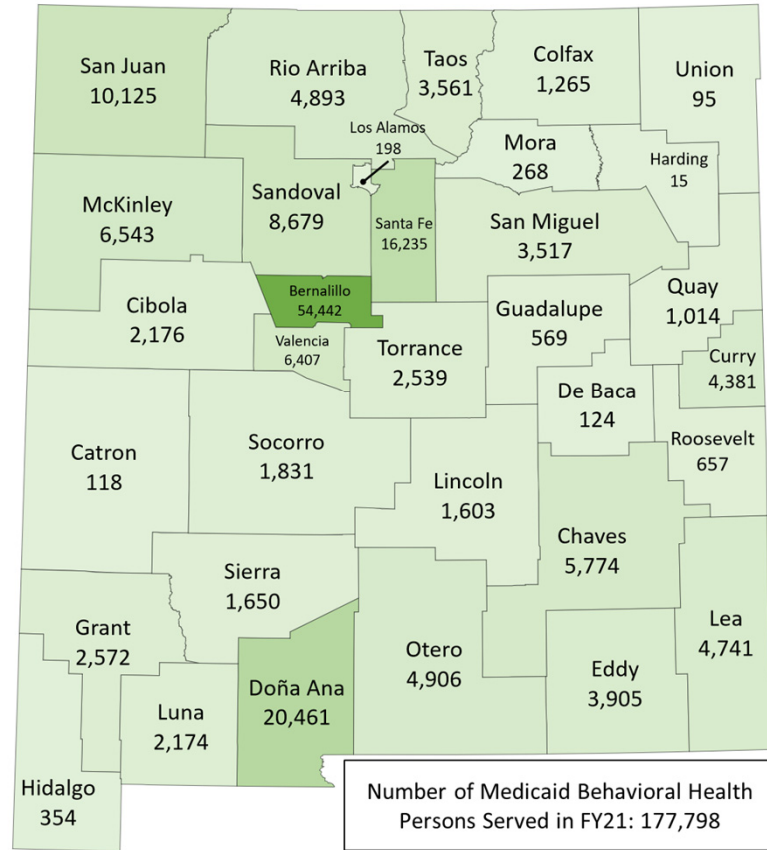
Powered by Bing
© GeoNames, HERE

Source: New Mexico Human Services Department, Behavioral Health Services Division based on provider enrollment and claims data on clients served for a Behavioral Health condition. The totals do include providers who offer services in multiple counties throughout the state, however have a Medicaid provider identification for each area serviced. Providers who are serving multiple counties may not be serving the county on a full-time basis.

New Mexico Adults Served by Medicaid Behavioral Health Services by County, State Fiscal Year (SFY) 21

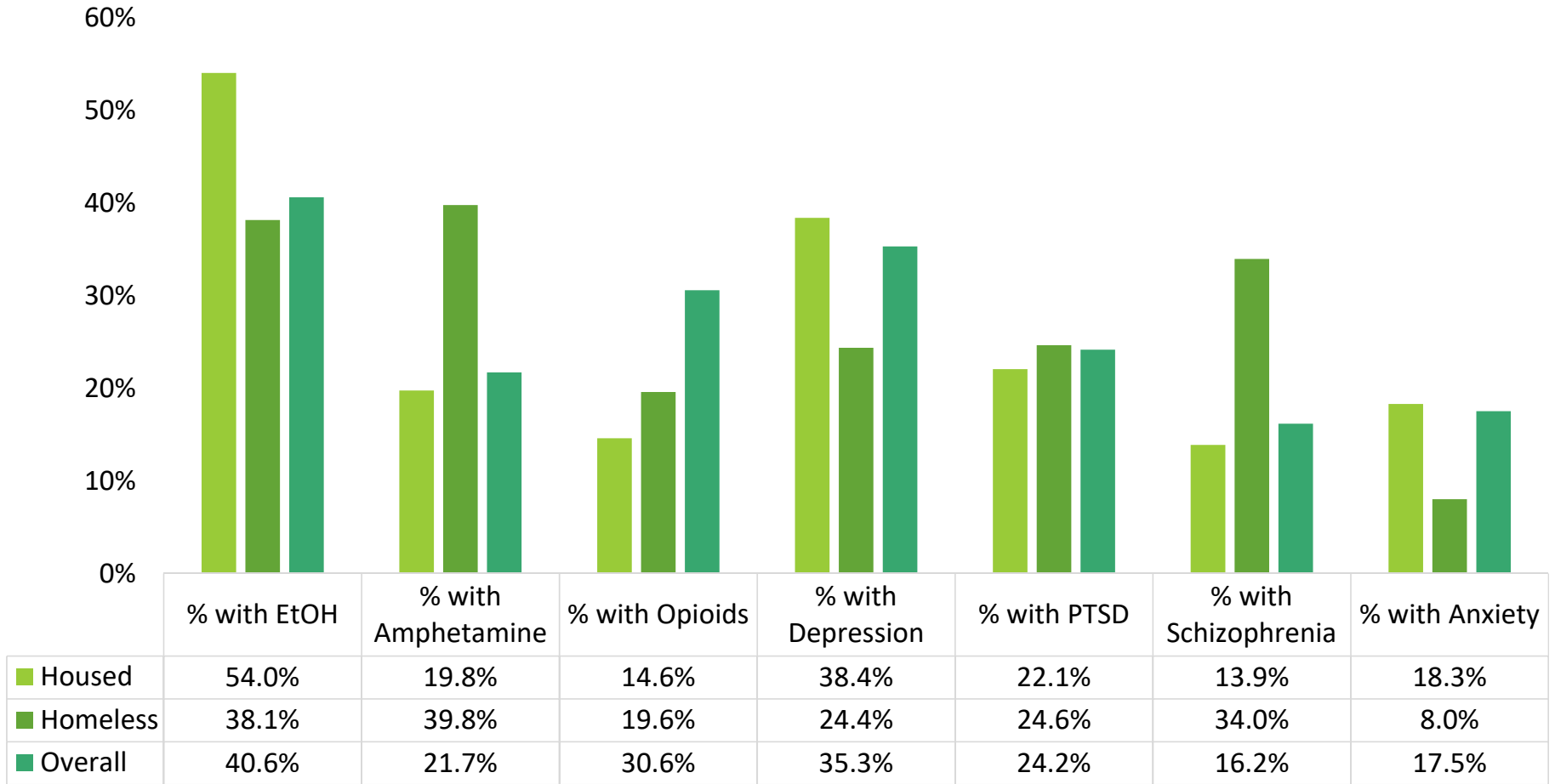


New Mexico Medicaid Behavioral Health Persons Served in FY21



Source: New Mexico Human Services Department (HSD), Behavioral Health Services Division (BHSD). Client counts are based on paid encounters claims during the period of July 1, 2020 through June 30, 2021. Behavioral Health (BH) claim is determined by a BH diagnosis within the sequence of 1-3 for a non-BH provider and a sequence of 1-12 for a BH provider. All persons are 18 years or older during the reporting period.

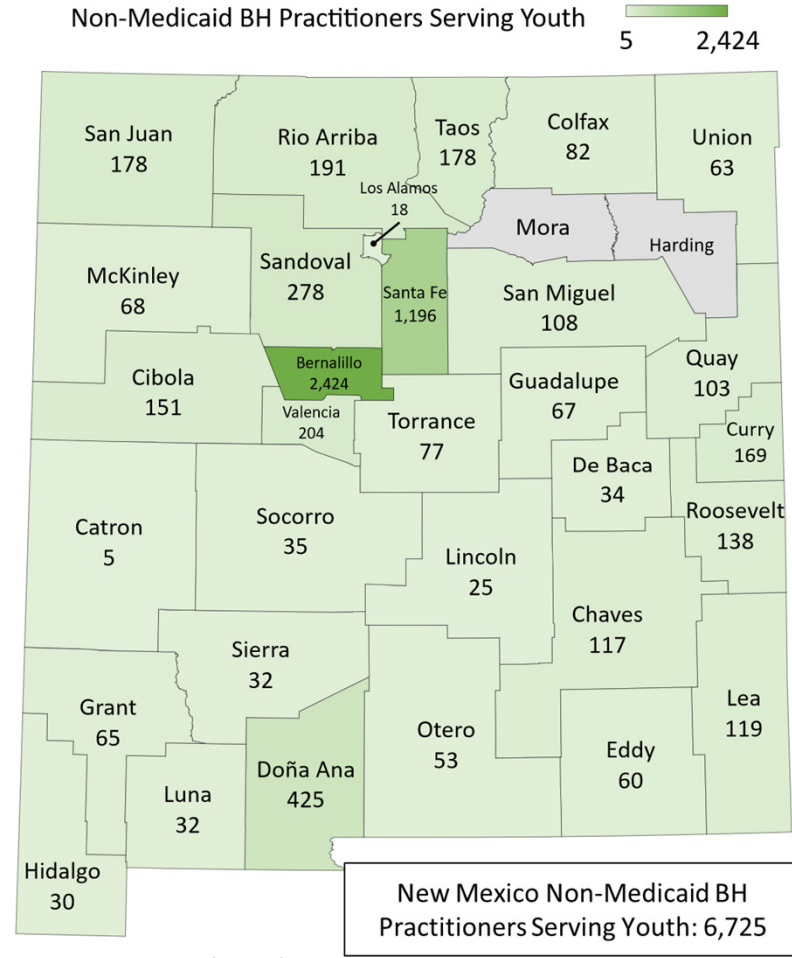
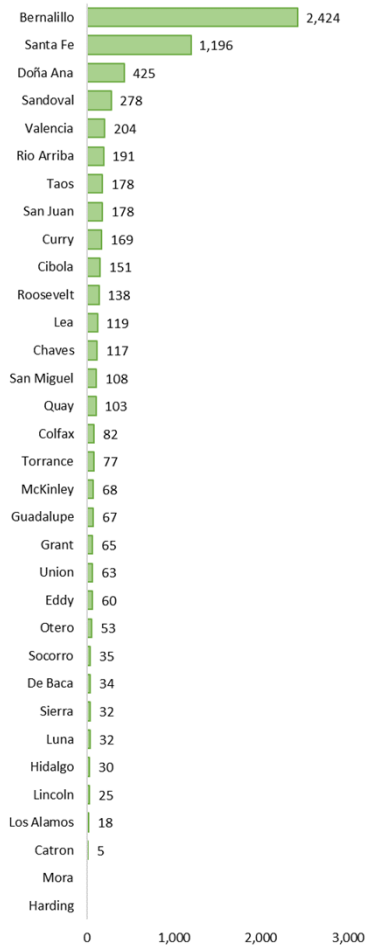
New Mexico Non-Medicaid Behavioral Health Services by Housing Status and Disorder, State Fiscal Year (SFY) 21



Note: Non-Medicaid refers to individuals who may have insurance yet the services are not covered, thus state general and federal funding sources cover these services.

Source: New Mexico Human Services Department, Behavioral Health Services Division, Administrative Service Organization (ASO) Falling Colors Report, SFY21.

New Mexico Non-Medicaid Behavioral Health Practitioners Serving Youth by County as of October 2021



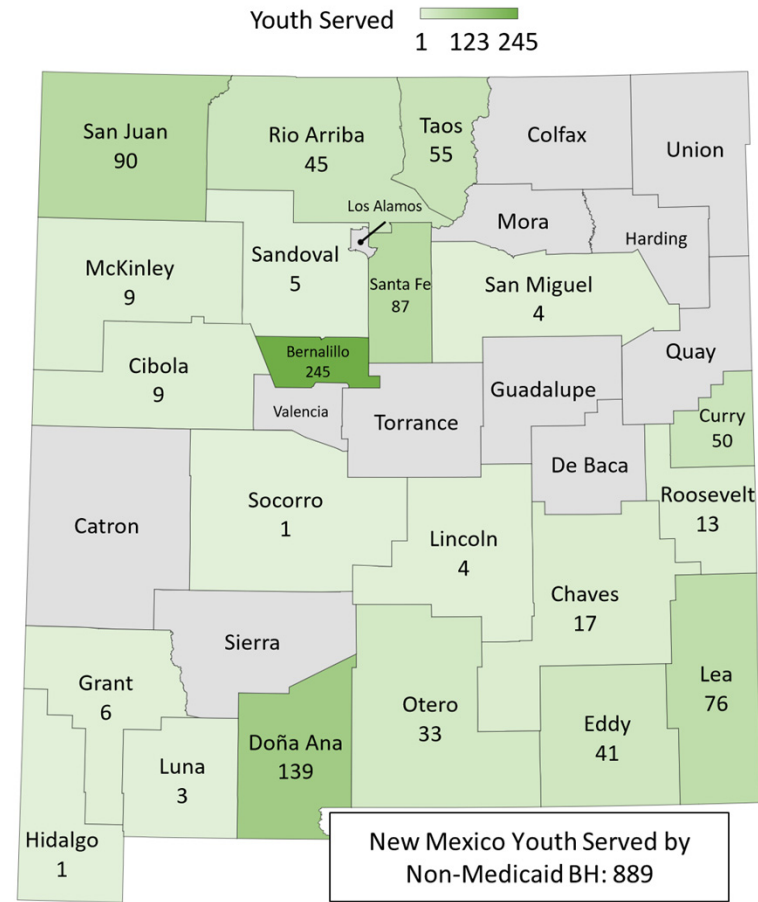
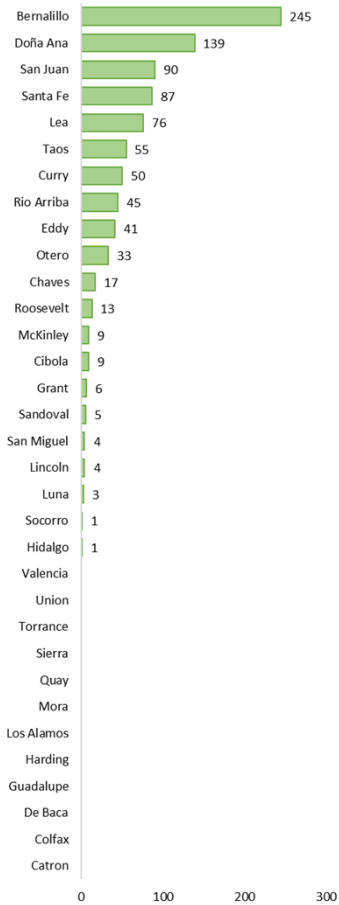
Powered by Bing
© GeoNames, HERE

Note: Non-Medicaid refers to individuals who may have insurance yet the services are not covered, thus state general and federal funding sources cover these services.

Source: Falling Colors Report of Children Youth and Families Department Behavioral Health Services, October 2021

Section 4 | Programs and Services

New Mexico Non-Medicaid Behavioral Health Youth Served by County as of October 2021

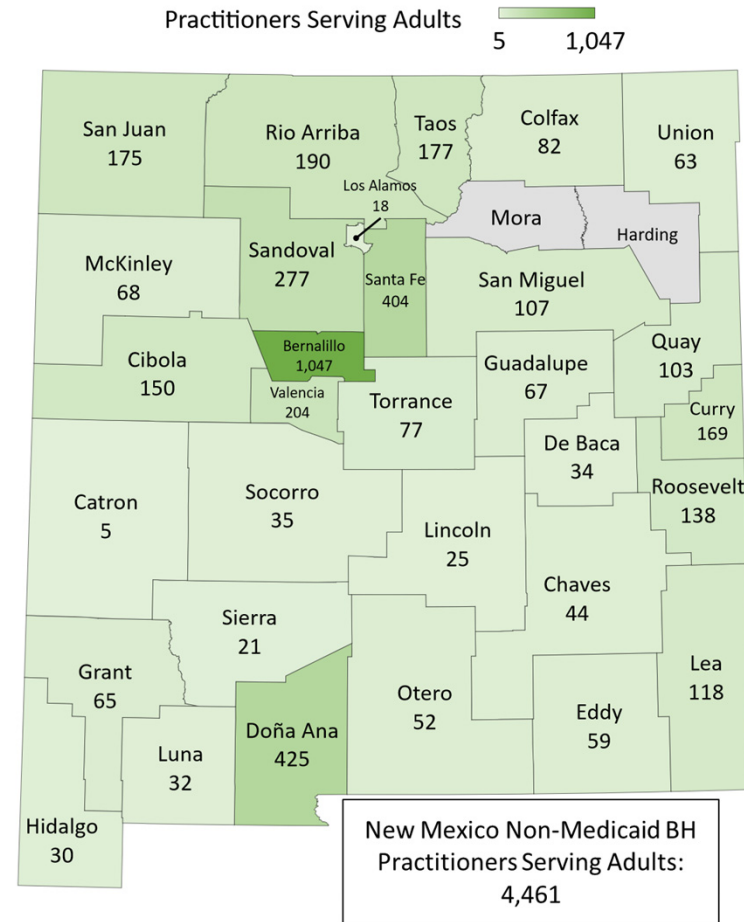
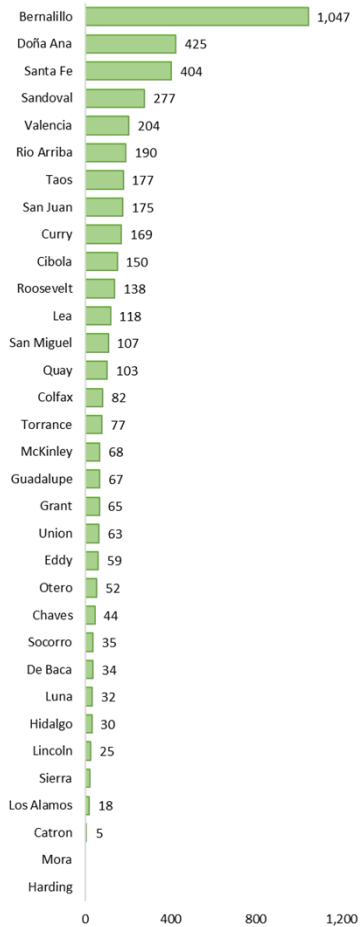


Powered by Bing
© GeoNames, HERE

Note: The NM total shows an unduplicated count of clients. Non-Medicaid refers to individuals who may have insurance yet the services are not covered, thus state general and federal funding sources cover these services.

Source: Falling Colors Report of Children Youth and Families Department Behavioral Health Services, October 2021

New Mexico Non-Medicaid Behavioral Health Practitioners Serving Adults by County as of October 2021

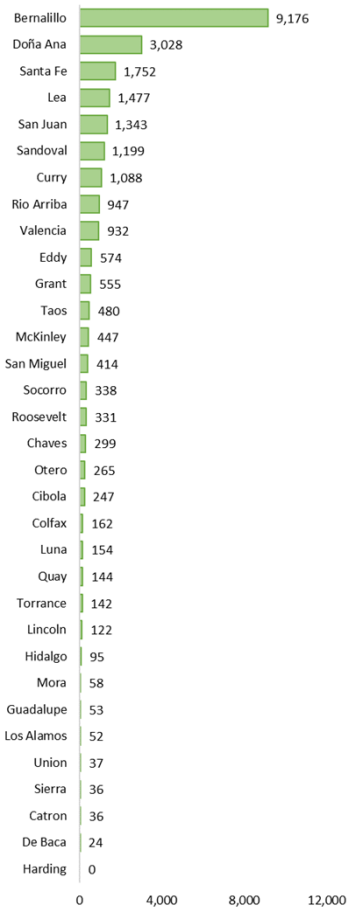


Powered by Bing
© GeoNames, HERE

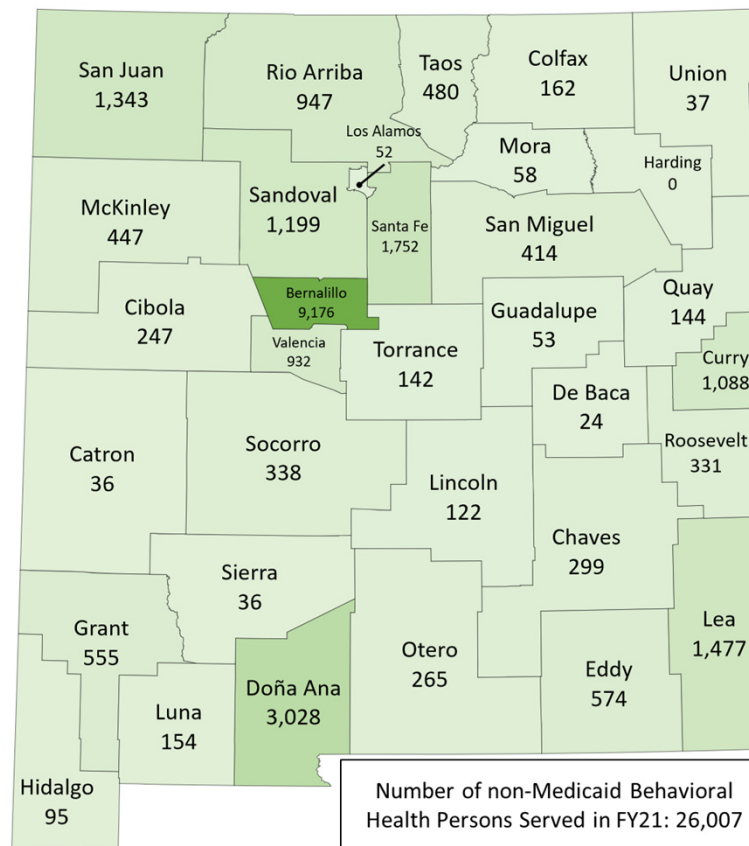
Note: Non-Medicaid refers to individuals who may have insurance yet the services are not covered, thus state general and federal funding sources cover these services.

Source: Falling Colors Report of Human Services Department Behavioral Health Services Division, October 2021

New Mexico Non-Medicaid Behavioral Health Adults Served by County, State Fiscal Year (SFY) 2021



New Mexico non-Medicaid Behavioral Health Persons Served in FY21 0 9,176



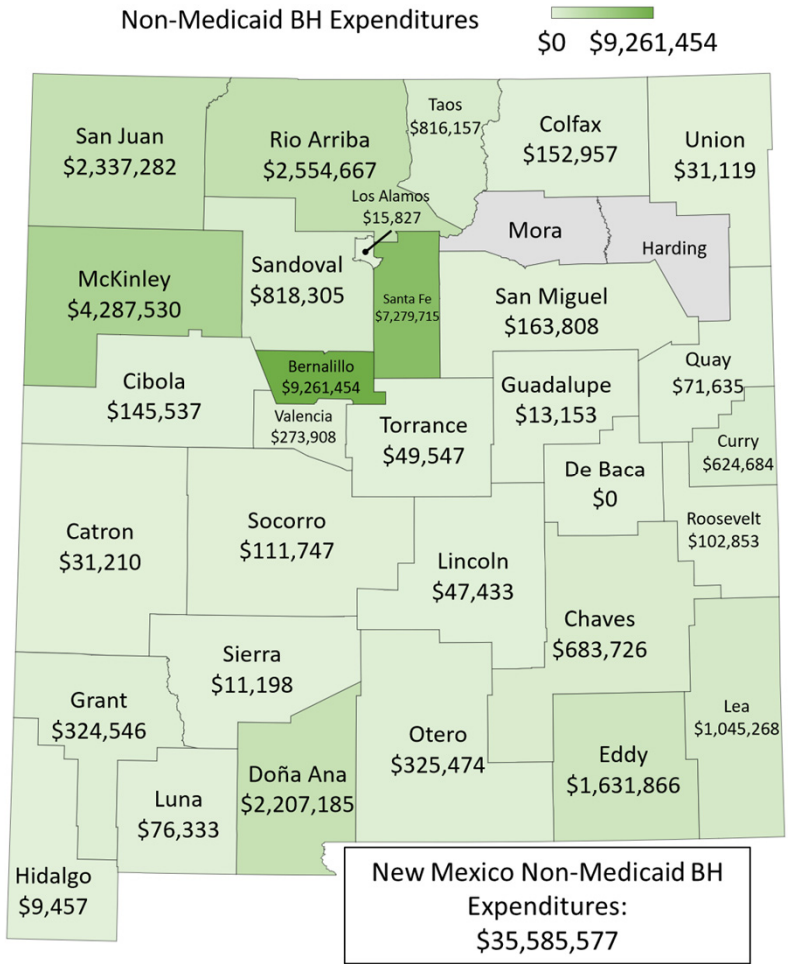
Number of non-Medicaid Behavioral Health Persons Served in FY21: 26,007

Powered by Bing
© GeoNames, HERE

Note: Non-Medicaid refers to individuals who may have insurance yet the services are not covered, thus state general and federal funding sources cover these services.

Source: New Mexico Human Services Department (HSD), Behavioral Health Services Division (BHSD). Client counts are based on encounters during the period of July 1, 2020 through June 30, 2021. Behavioral Health encounters are managed through the Falling Colors Technology BHSD Star system. All persons are 18 years or older during the reporting period.

New Mexico Non-Medicaid Behavioral Health Expenditures by County, State Fiscal Year (SFY) 2020



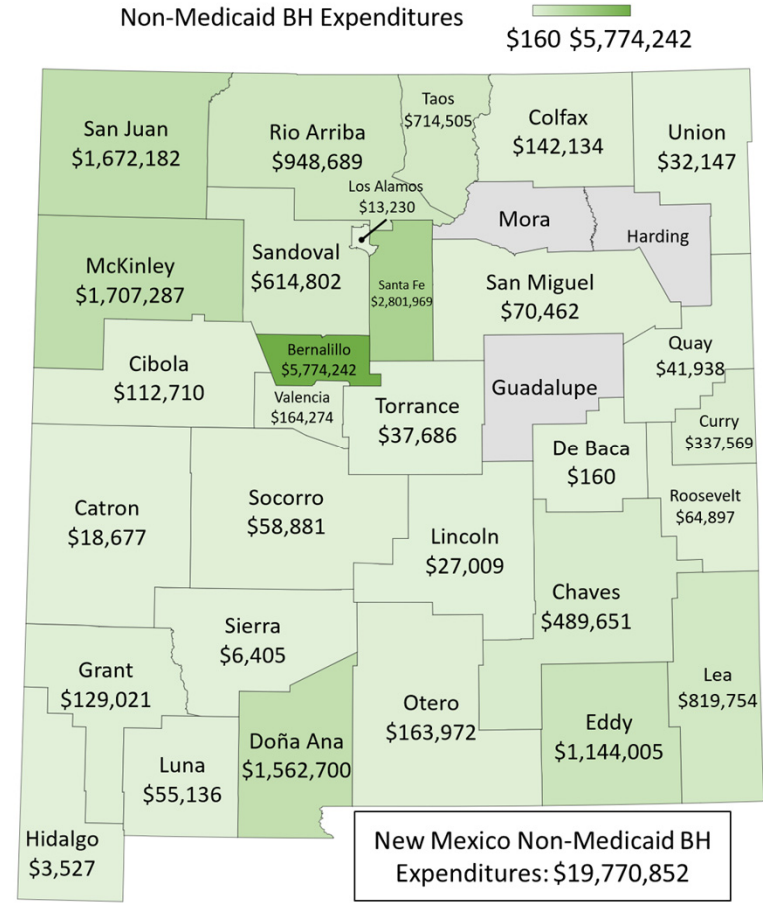

Powered by Bing © GeoNames, HERE

Note: Non-Medicaid refers to individuals who may have insurance yet the services are not covered, thus state general and federal funding sources cover these services.

Source: Falling Colors Report of Human Services Department Behavioral Health Services Division, State Fiscal Year 2021

Section 4 | Programs and Services

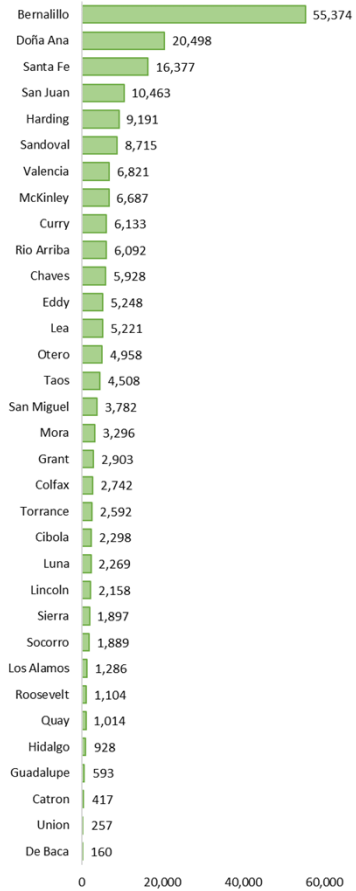
New Mexico Non-Medicaid Behavioral Health Expenditures by County, State Fiscal Year (SFY) 2021



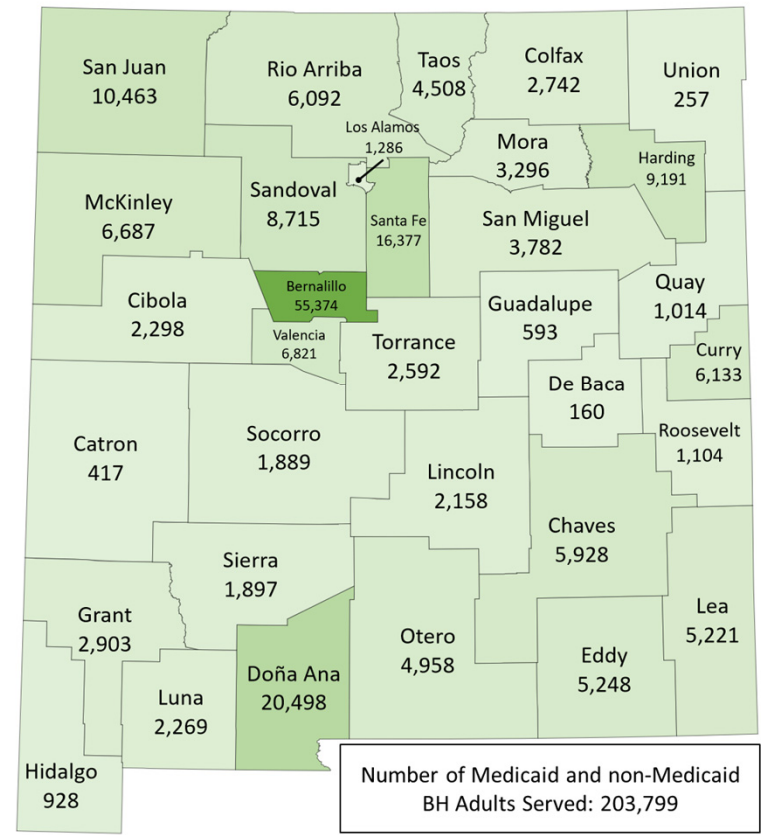
Note: This data set includes \$37,604.18 to serve 15 clients with an undesignated county. Non-Medicaid refers to individuals who may have insurance yet the services are not covered, thus state general and federal funding sources cover these services.

Source: Falling Colors Report of Human Services Department Behavioral Health Services Division, State Fiscal Year 2021

New Mexico Adults Served by Medicaid and Non-Medicaid Behavioral Health by County, State Fiscal Year (SFY) 2021

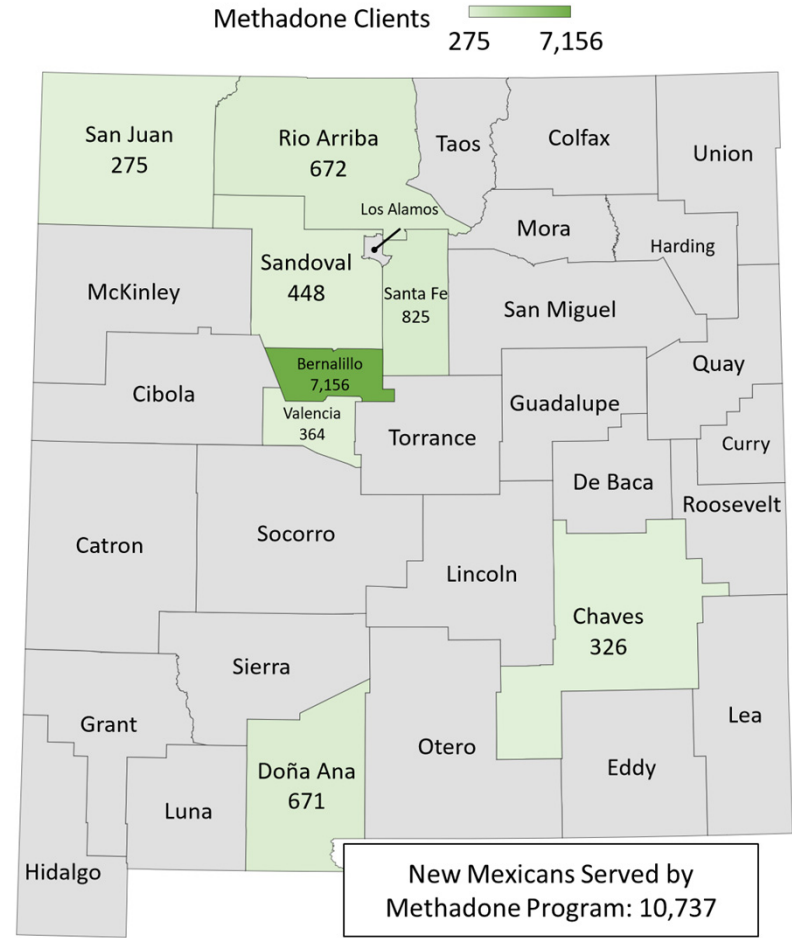


New Mexicans Served by Medicaid + non-Medicaid BH Services █ 160 55,374



Note: Non-Medicaid refers to individuals who may have insurance yet the services are not covered, thus state general and federal funding sources cover these services.
Source: New Mexico Human Services Department (HSD), Behavioral Health Services Division (BHSD). For Medicaid: Client counts a based on paid encounters claims during the period of July 1, 2020 through June 30, 2021. Behavioral Health (BH) claim is determined by a BH diagnosis within the sequence of 1-3 for a non-BH provider and a sequence of 1-12 for a BH provider. For non-Medicaid: Client counts a based on encounters during the period of July 1, 2020 through June 30, 2021. Behavioral Health encounters are managed through Falling Colors Technology BHSD Star system. All persons are 18 years or older during the reporting period.
 Section 4 | [Programs and Services](#)

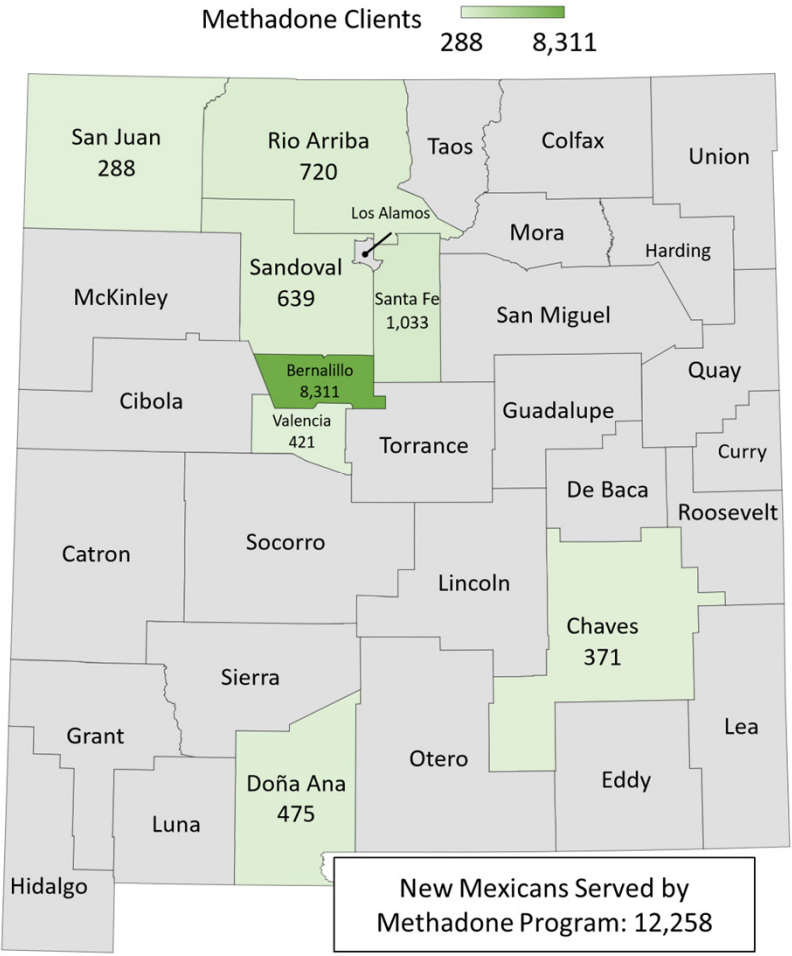
New Mexicans Served by Methadone Program, State Fiscal Year (SFY) 2019



Powered by Bing
© GeoNames, HERE

Source: [Falling Colors Report of Human Services Department Behavioral Health Services Division, State Fiscal Year 2019](#)

New Mexicans Served by Methadone Program, State Fiscal Year (SFY) 2020

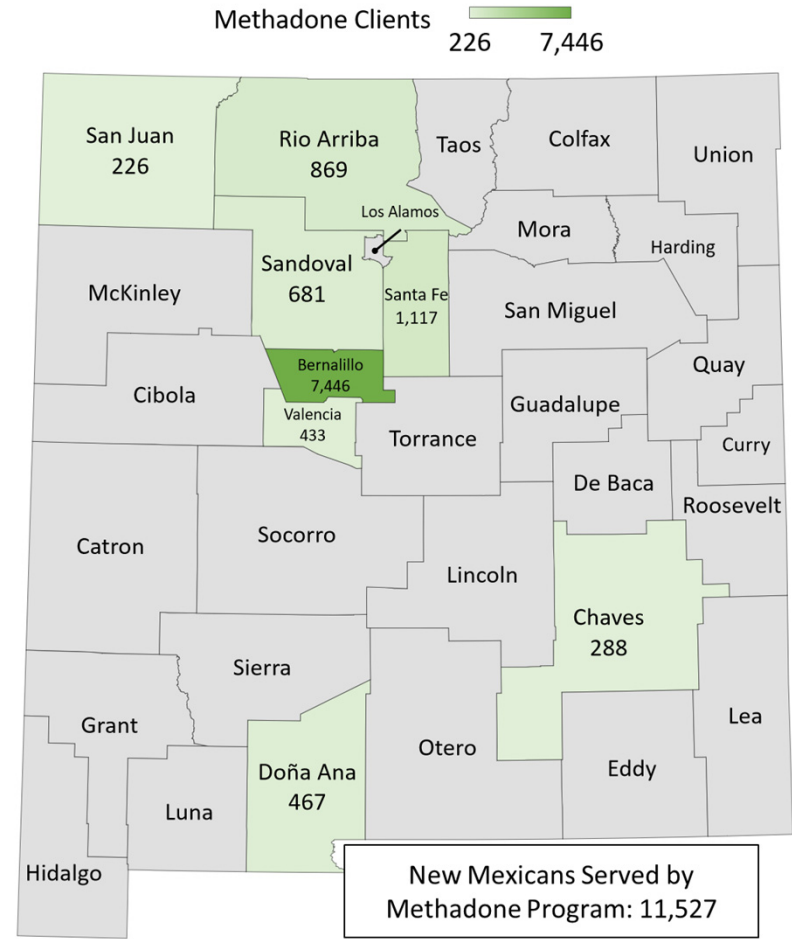


Powered by Bing
© GeoNames, HERE

Source: *Falling Colors Report of Human Services Department Behavioral Health Services Division, State Fiscal Year 2020*

Section 4 | [Programs and Services](#)


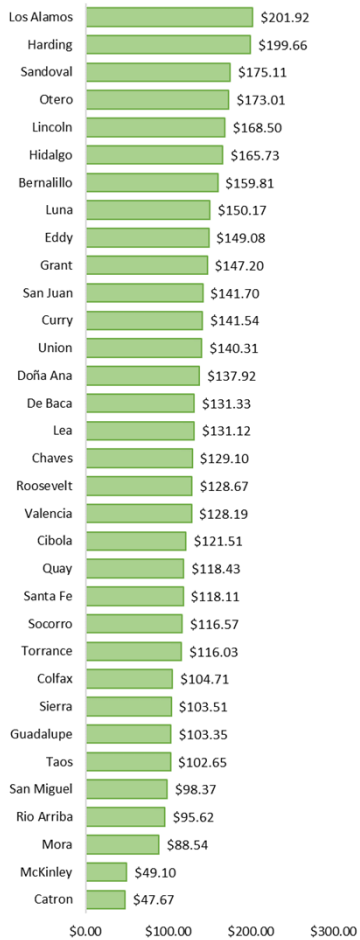
New Mexicans Served by Methadone Program, State Fiscal Year (SFY) 2021



Powered by Bing
© GeoNames, HERE

Source: [Falling Colors Report of Human Services Department Behavioral Health Services Division, State Fiscal Year 2021](#)

New Mexico Average Child Support Dollars Collected Per Child Per Month by County, Federal Fiscal Year (FFY) 2021

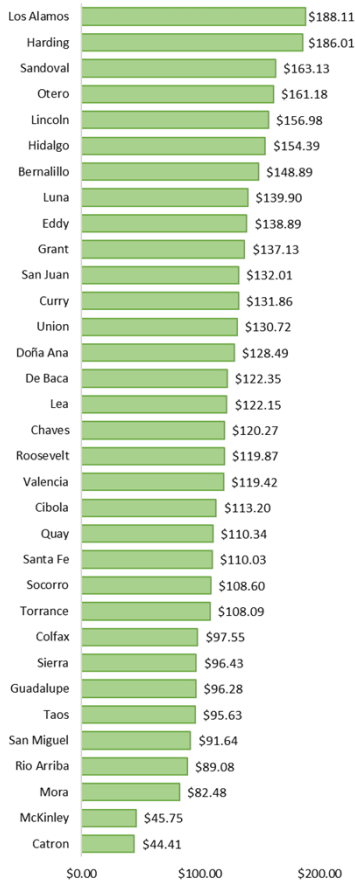


Powered by Bing
© GeoNames, HERE

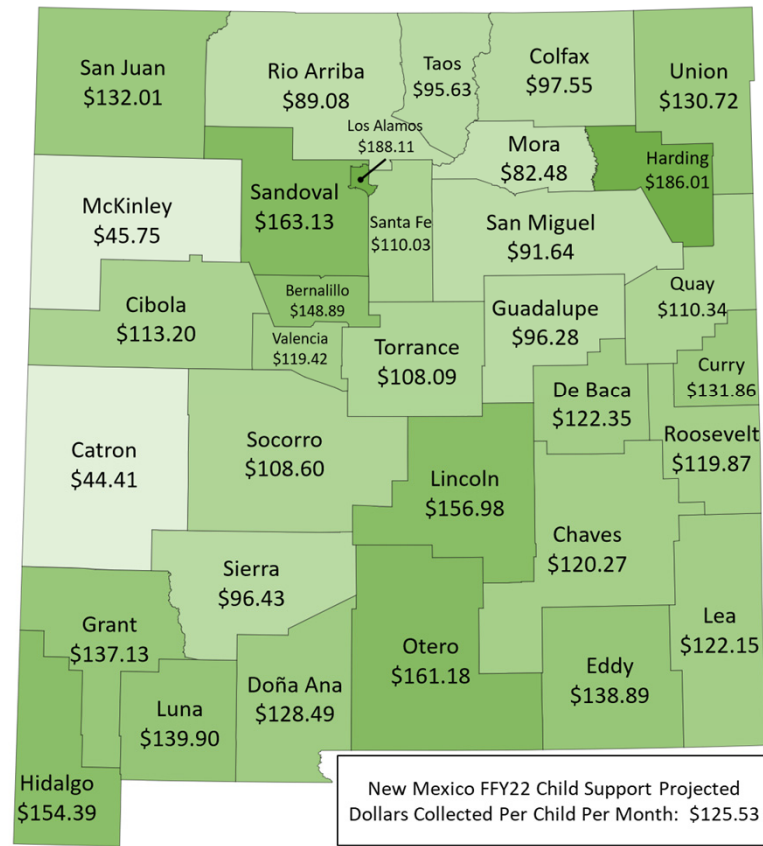
Source: New Mexico Child Support Enforcement System (CSES), November 2021.

Section 4 | Programs and Services

New Mexico Child Support Dollars Projected Average Collection Per Child Per Month by County, Federal Fiscal Year (FFY) 2022



Child Support Dollars Projected Per Child FFY22 █ \$44.41 \$188.11



New Mexico FFY22 Child Support Projected Dollars Collected Per Child Per Month: \$125.53

Powered by Bing © GeoNames, HERE

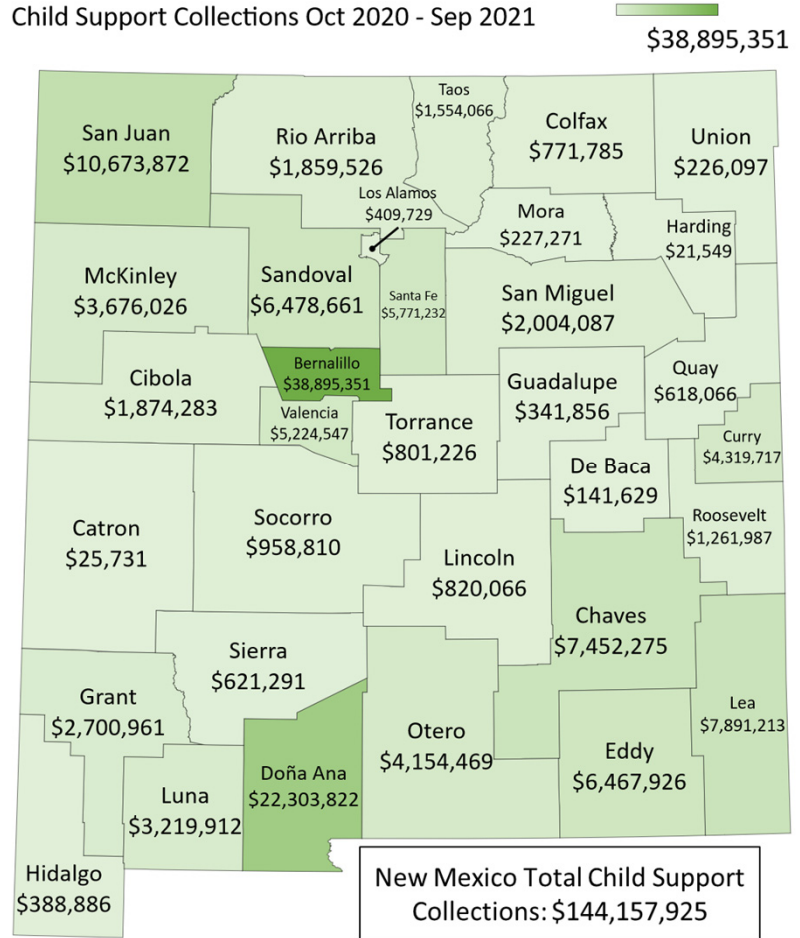
Note: The decline in projected collections per child per month is due to several factors: 1) economic impact payments drove collections higher in 2020 and 2021, 2) wage withholding through unemployment benefits are expected to decline as benefits are exhausted, 3) Right-sizing court orders based on the parents ability to pay may decrease the monthly obligation, but should result in more consistent payments being made to the family.

Source: New Mexico Child Support Enforcement System (CSES), November 2021.

New Mexico Child Support Collections by County Federal Fiscal Year (FFY) 2021



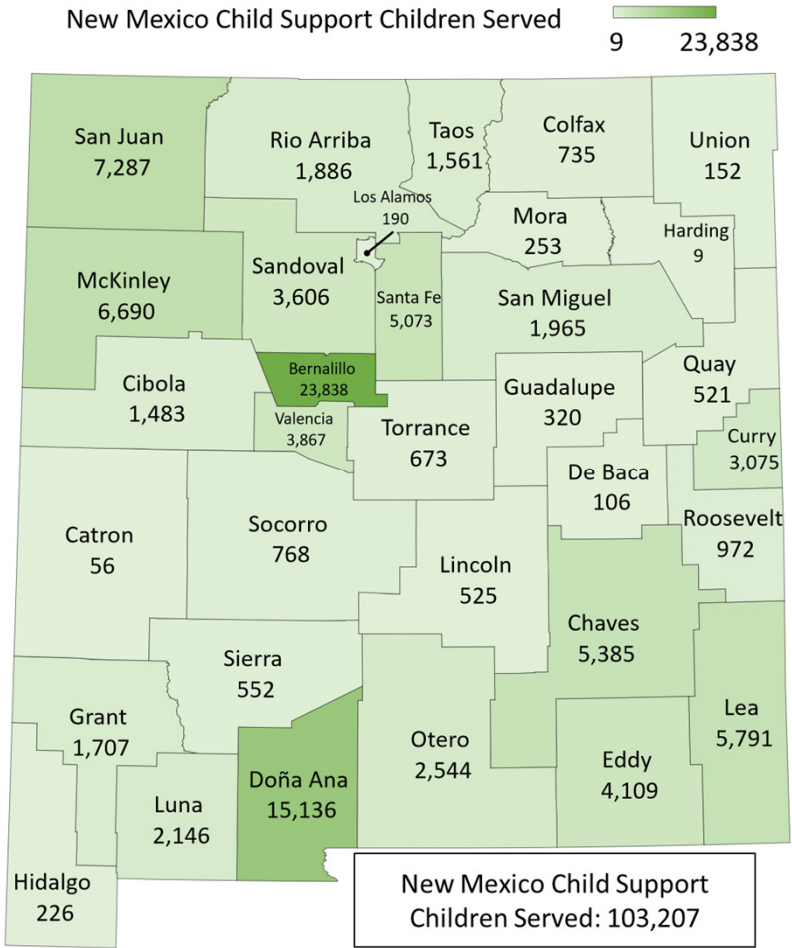
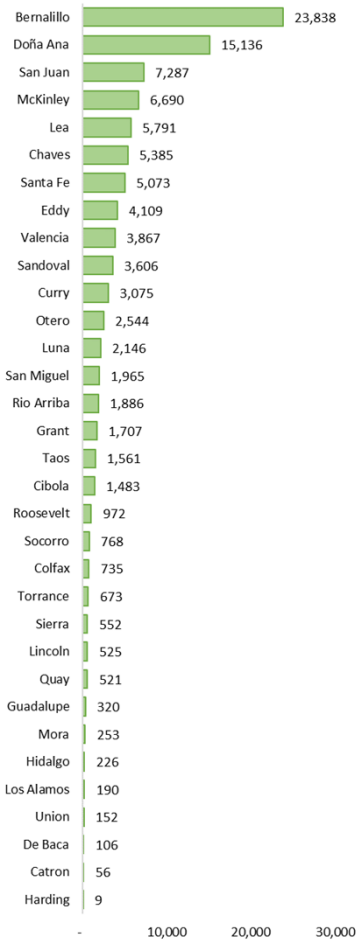
Child Support Collections Oct 2020 - Sep 2021



Powered by Bing © GeoNames, HERE

Source: New Mexico Child Support Enforcement System (CSES), November 2021.

New Mexico Child Support Children Served per County Federal Fiscal Year (FFY) 2021



Note: Last year's Data Book reported the number of dependents at the end of the Federal Fiscal Year, whereas this year shows the number of children served throughout the entire Federal Fiscal Year.
 Source: [New Mexico Child Support Enforcement System \(CSES\), November 2021.](#)

New Mexico Medicaid Program – Overview of Centennial Care 2.0 Programs

Centennial Care entered its eighth year in 2021 and has effectuated a modernized healthcare delivery system in NM that focuses on improved access to care, integrated care, care coordination, and quality of service using its four guiding principles:

- To create a comprehensive service delivery system that provides the full array of benefits and services.
- To encourage personal responsibility, so that members become more active participants in their health and more efficient users of the health care system.
- To advance Payment Reform strategies that reward improved outcomes rather than for the quantity of services delivered.
- To simplify the administration of the program for providers and members.

Centennial Care operates under a five-year 1115 demonstration waiver which will expire December 31, 2023. The Medical Assistance Division (MAD) will draft a concept paper in 2022 outlining the principles and goals and will engage stakeholders throughout the development of for the next five-year waiver. Additionally, the current Centennial Care Managed Care Organization Contract will expire December 31, 2023. MAD will work to issue a Request for Proposals for Managed Care Organizations in 2022 to award new contracts effective January 2024. This is a significant opportunity to identify the areas of greatest potential impact for our Medicaid members and to design a program that best serves New Mexico.

Managed Care Organizations (MCOs): Blue Cross/Blue Shield of New Mexico, Presbyterian Health Plan, Western Sky Community Care

Public Health Emergency (PHE) regarding Coronavirus (COVID-19): On January 31, 2020, the Health and Human Services Secretary Alex M. Azar II declared a public health emergency for the U.S. to aid the nation’s healthcare community in responding to COVID-19. This declaration is retroactive to January 27, 2020. In response to the PHE, HSD requested several federal authorities and were approved for the following:

New Mexico Disaster Relief State Plan Amendments (SPAs): HSD submitted six Disaster Relief SPAs and received CMS approval for the following:

- Expands the list of qualified entities allowed to do Presumptive Eligibility
- Temporary increases to DRG rates for ICU inpatient hospital stays by 50% and all other inpatient hospital stays by 12.4%;
- Coverage and reimbursement for testing and testing related services to the uninsured population (COVID-19 Testing Group);
- Targeted Access UPL Supplemental Payments;

- Nursing Facility Rate Increases applied when treating fee for service COVID-19 members;
- Increased hospital stays services from April 1, 2020 – June 30, 2020;
- Increased rates to non-hospital providers for E&M, non-E&M, and dental services;
- Reimbursement for the administration of the COVID-19 Vaccine; and
- Reimbursement for the administration of the COVID-19 Vaccine to homebound members by EMT personnel.

1135 Waiver: HSD submitted a 1135 waiver and received CMS approval for the following:

- Suspending prior authorizations and extending existing authorizations;
- Suspending PASRR Level I and II screening assessments for 30 days;
- Extension of time to request fair hearing of up to 120 days;
- Enroll providers who are enrolled in another state’s Medicaid program or who are enrolled in Medicare;
- Waive screening requirements (i.e., Fingerprints, site visits, etc.) to quickly enroll providers;
- Cease revalidation of currently enrolled providers;
- Payments to facilities for services provided in alternative settings;
- Temporarily allow legally responsible individuals to provide PCS services to children under the EPSDT benefit.

Appendix Ks: HSD submitted five Appendix Ks and received CMS approval for the following:

1915c Waivers (Medically Fragile, Mi Via, Developmental Disability, and Supports Waiver)

- Exceed service limitations (i.e., additional funds to purchase electronic devices for members, exceed provider limits in a controlled community residence and suspend prior authorization requirements for waiver services, which are related to or resulting from this emergency);
- Expand service settings (i.e., telephonic visits in lieu of face-to-face and provider trainings also done through telehealth mechanisms);
- Permit payment to family caregivers;
- Modify provider enrollment requirements (i.e., suspending fingerprinting and modifying training requirements);
- Reducing provider qualification requirements by allowing out-of-state providers to provide services, allowing for an extension of home health aide supervision with the ability to do the supervision remotely;
- Utilizing currently approved Level of Care Assessments to fulfil the annual requirement or completing new assessments telephonically;

New Mexico Medicaid Program – Overview of Centennial Care 2.0 Programs

- Modifying the person-centered care plan development process to allow for telephonic participation and electronic approval;
- Modifying incident reporting requirements;
- Temporarily increase payment rates; and
- Allow for payment for the purpose of supporting waiver participants in an acute care hospital or short-term institutional stay when necessary supports (including communication and intensive personal care) are not available in that setting, or when the individual requires those services for communication and behavioral stabilization, and such services are not covered in such settings.

1115 Demonstration Waiver for Home Community Benefit Services (HCBS)

- Expand service settings (i.e., telephonic visits in lieu of face-face and provider trainings also done through telehealth mechanisms);
- Permit payment for services rendered by family caregivers or legally responsible individuals if not already permitted under the waiver;
- Modifying provider qualifications to allow provider enrollment or re-enrollment with modified risk screening elements;
 - Modification to the process for level of care evaluations or re-evaluations;
 - Modifying person-centered service plan development process to allow for telephonic participation and electronic approval;
 - Modifying incident reporting requirements;
 - Allow for payment for services; and
 - Retainer payments for personal care services.

Home and Community Based Services (HCBS) Investments: COVID-19 PHE has brought to light the risks of institutional and congregate settings for older adults and people with disabilities, underscoring the urgent need to reduce the reliance on institutional services and expand access to high-quality HCBS to improve outcomes for people with long-term services and supports (LTSS) needs. HCBS allow millions of Medicaid beneficiaries to receive services in their own home or community rather than institutions or other isolated settings and New Mexico has consistently been a leader in ensuring most of its eligible members are able to receive care in home and community settings.

The American Rescue Plan Act (APRA) of 2021 presented State Medicaid Agencies with an unprecedented opportunity to identify and implement changes aimed at addressing existing HCBS workforce and structural issues, expand the capacity of critical services, and begin to

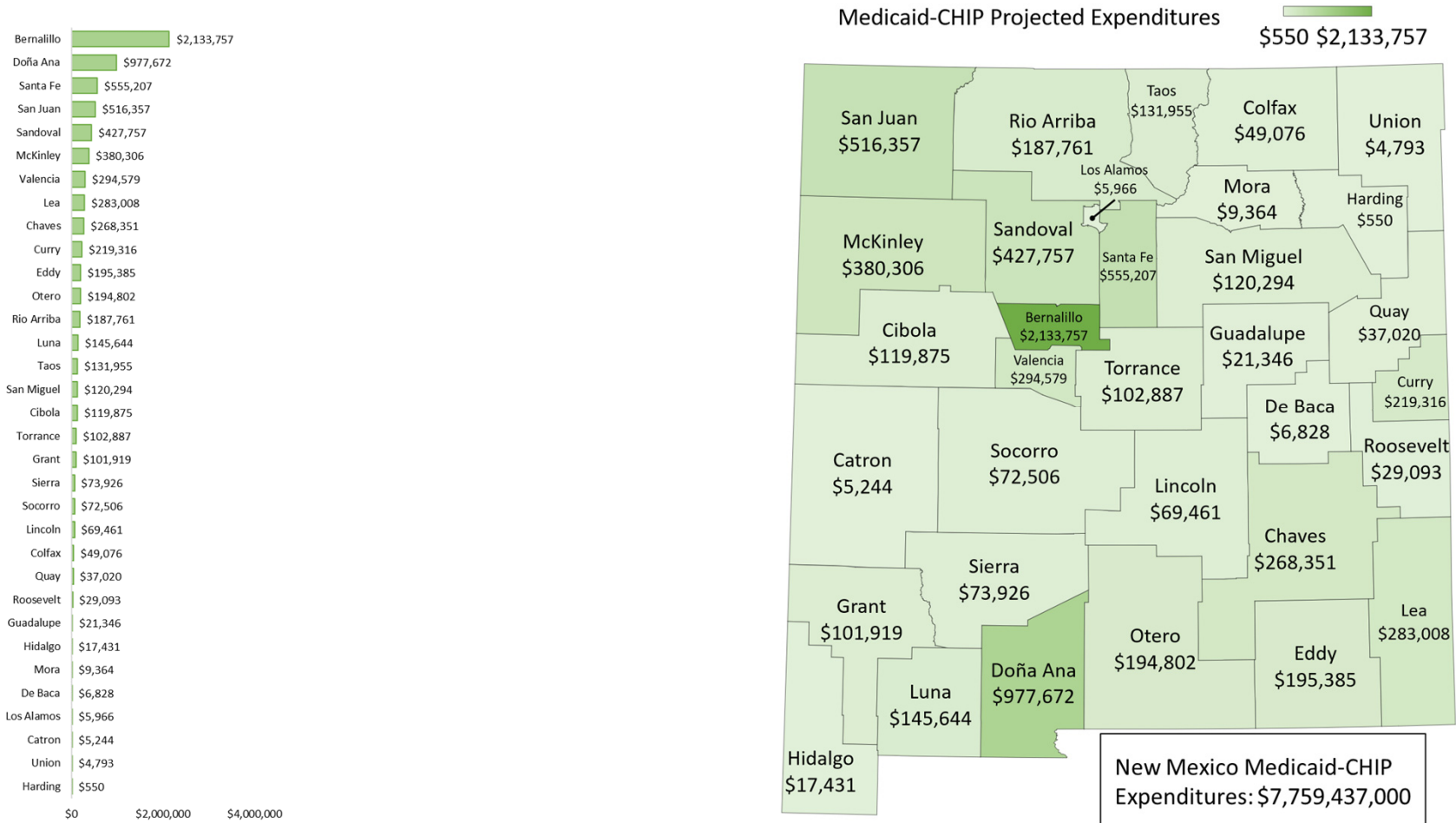
meet the needs of people on HCBS waitlists and family caregivers. Section 9817 of the ARP provides qualifying states with a temporary 10 percentage point increase to the federal medical assistance percentage (FMAP) for certain Medicaid expenditures for HCBS beginning April 1, 2021 and ending March 31, 2022. States have until March 31, 2024 to spend the additional funding they draw down. This funding also provides states an opportunity to enhance individual autonomy and community integration in accordance with the home and community-based settings regulation, Olmstead implementation, and other rebalancing efforts. With significant stakeholder input the MAD submitted the initial spend plan in July of 2021 with thirty-one proposals and received partial approval in November 2021. The proposals are outlined in the spend plan on the MAD website at: https://www.hsd.state.nm.us/wp-content/uploads/NM-HCBS-ARPA-Spending-Plan_07122021-2.pdf

Native American Collaboration: The 2009 State-Tribal Collaboration Act codified an effective government-to-government communication and collaboration between state and Tribal governments. The Act provides the framework for the state and Tribes to work together to develop successful programs and services to benefit New Mexico’s Tribes, Pueblos, Nations and Native American citizens. In 2020, with the onset of the COVID pandemic, HSD has worked extensively with the Tribes, Pueblos, and Nations in New Mexico to provide access to needed personal protective equipment, food, lodging, shelter, medical care, and transportation. The Medical Assistance Division and the Income Support Division have accessed federal waivers to increase Medicaid and SNAP benefits to New Mexico families.

The Native American Technical Advisory Committee (NATAC) was established in September 2012 as a subcommittee of the Medicaid Advisory Committee to give the Tribes, Pueblos, and Nations an opportunity to meet with the New Mexico Medicaid Director on a quarterly basis. The focus of these meetings is to continue discussion regarding Medicaid, including Centennial Care 2.0, Behavioral Health services, Income Support Division services, Tribal Notifications and the Indian Managed Care Entity (IMCE). HSD seeks the guidance from tribal leaders and their representative on how best to deliver services to their communities in this forum. HSD continues to work with IHS/Tribal 638 facilities to develop the process for 100% Federal Medical Assistance Percentages (FMAP) for services received through an IHS/Tribal 638 facility and furnished to Medicaid eligible Native Americans. Efforts include 100% FMAP for IHS/tribal 638 Pharmacy Outpatient Prescription refill and signed Care Coordination Agreements (CCA) between:

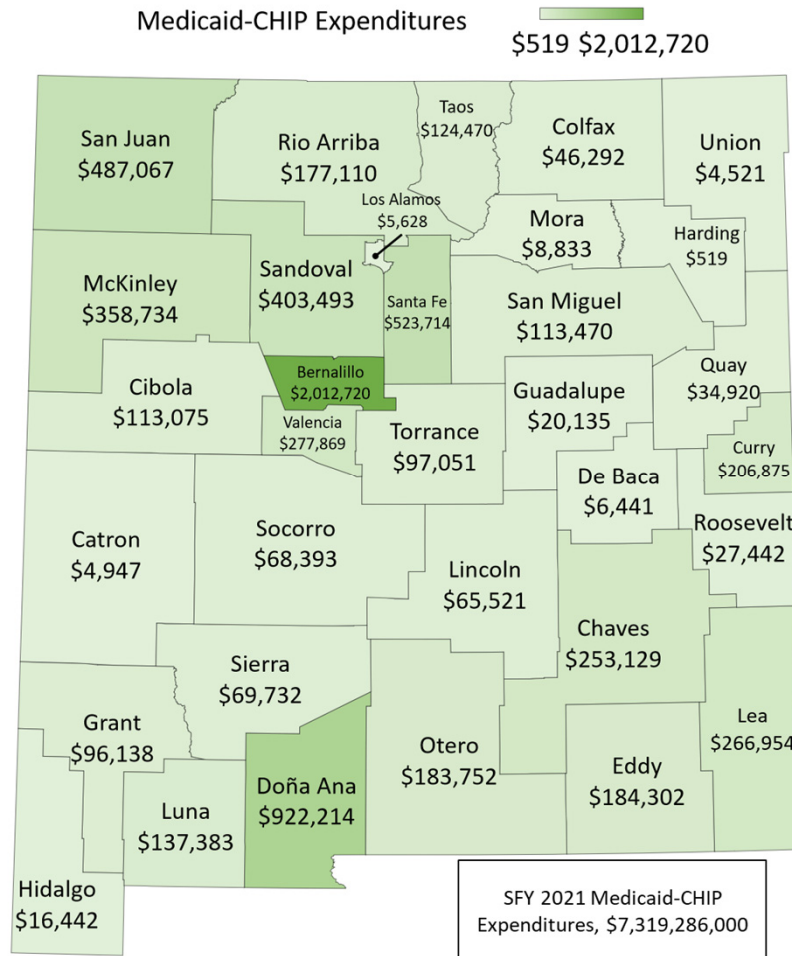
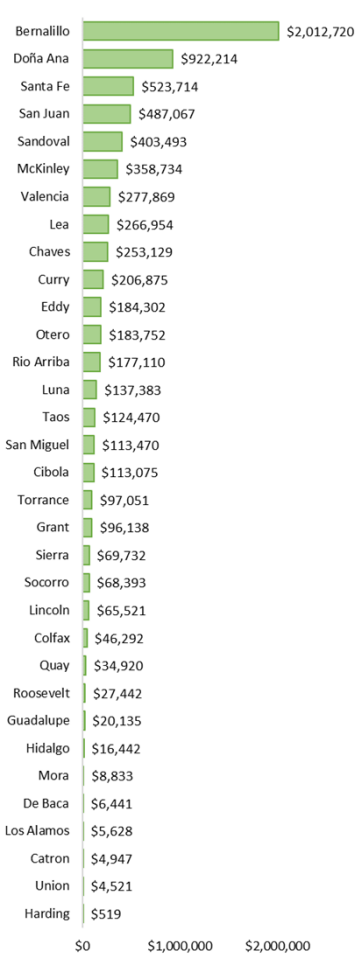
- UNMH and Albuquerque Area Indian Health Service (AAIHS)
- Presbyterian Health Services and AIIHS
- UNMH and Navajo Area Indian Health Service

State Fiscal Year (SFY) 22 Medicaid/CHIP Projected Expenditures for New Mexico, Pro-rated by County as of September 2021




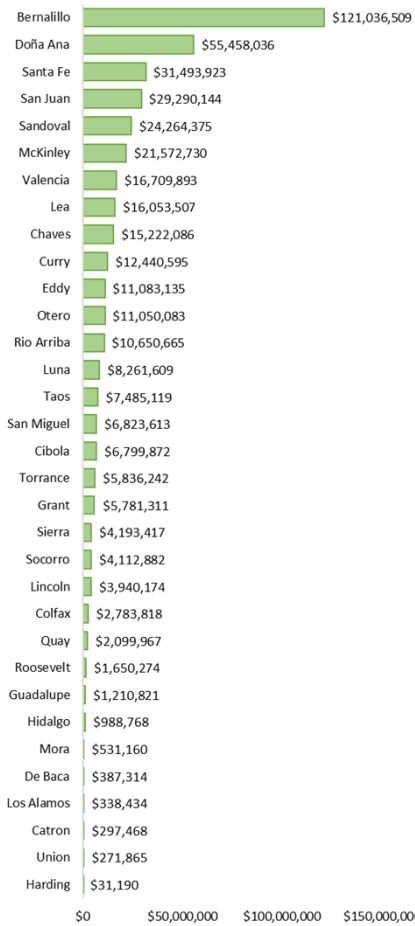
Source: Medicaid-CHIP expenditures are from SFY 2022 HSD Budget Projection, September 2021. Pro-rating by NM County is computed using County-level Medicaid-CHIP enrollment as percentage of State-wide enrollment identified in the Member Eligibility Report (MER), October 2021. HSD MER data does not account for retro-eligibility adjustments.

State Fiscal Year (SFY) 21 Medicaid/CHIP Expenditures for New Mexico, Pro-rated by County as of September 2021



Source: Medicaid-CHIP expenditures are from SFY 2021 HSD Budget Projection, September 2021. Pro-rating by NM County is computed using County-level Medicaid-CHIP enrollment as percentage of State-wide enrollment identified in the Member Eligibility Report (MER), October 2021. HSD MER data does not account for retro-eligibility adjustments.

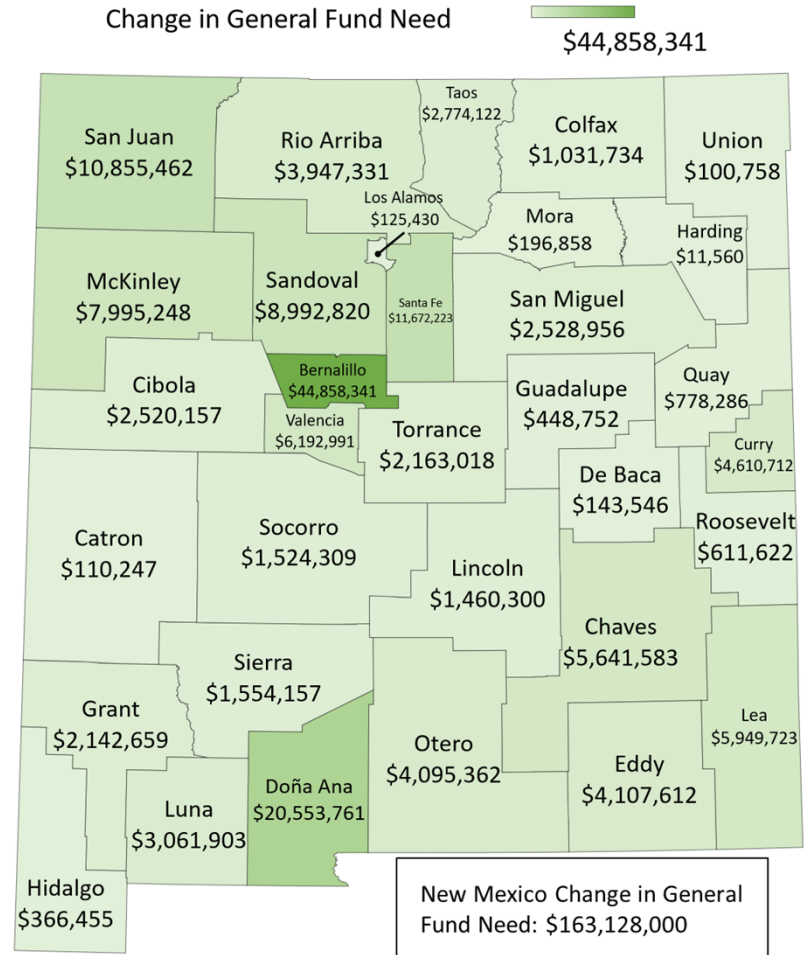

State Fiscal Year (SFY) 21-22 Incremental Medicaid/CHIP Expenditures for New Mexico, Pro-rated by County as of September 2021



Source: Incremental Medicaid-CHIP expenditures is computed from SFY 2021 and 2022 HSD Budget Projection, September 2021. Pro-rating by NM County is computed using County-level Medicaid-CHIP enrollment as percentage of State-wide enrollment identified in the Member Eligibility Report (MER), October 2021. HSD MER data does not account for retro-eligibility adjustments.

Section 4 | [Programs and Services](#) 2022 Data Book | New Mexico Health and Human Services

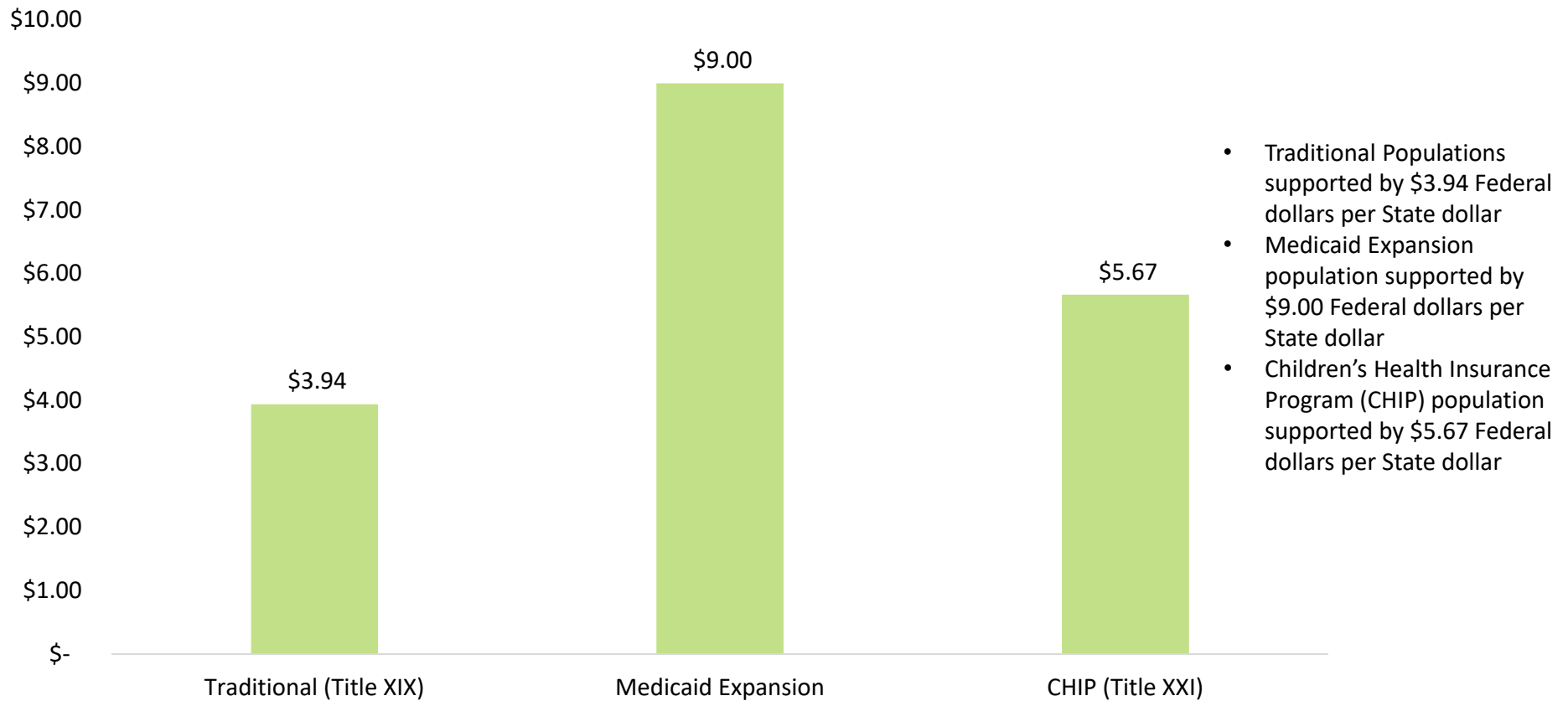
State Fiscal Year (SFY) 21-22 Medicaid/CHIP General Fund Need Change, Pro-rated by County as of September 2021



Source: Change in General Fund Needs is computed from General Fund Needs, identified for SFY 2021 and 2022 in HSD Budget Projection, September 2021. Pro-rating by NM County is computed using County-level Medicaid-CHIP enrollment as percentage of State-wide enrollment identified in the Member Eligibility Report (MER), October 2021. HSD MER data does not account for retro-eligibility adjustments.

Ratios of Federal to State Dollars Funding New Mexico Medicaid/CHIP Population, Federal Fiscal Year (FFY) 22 (projection)

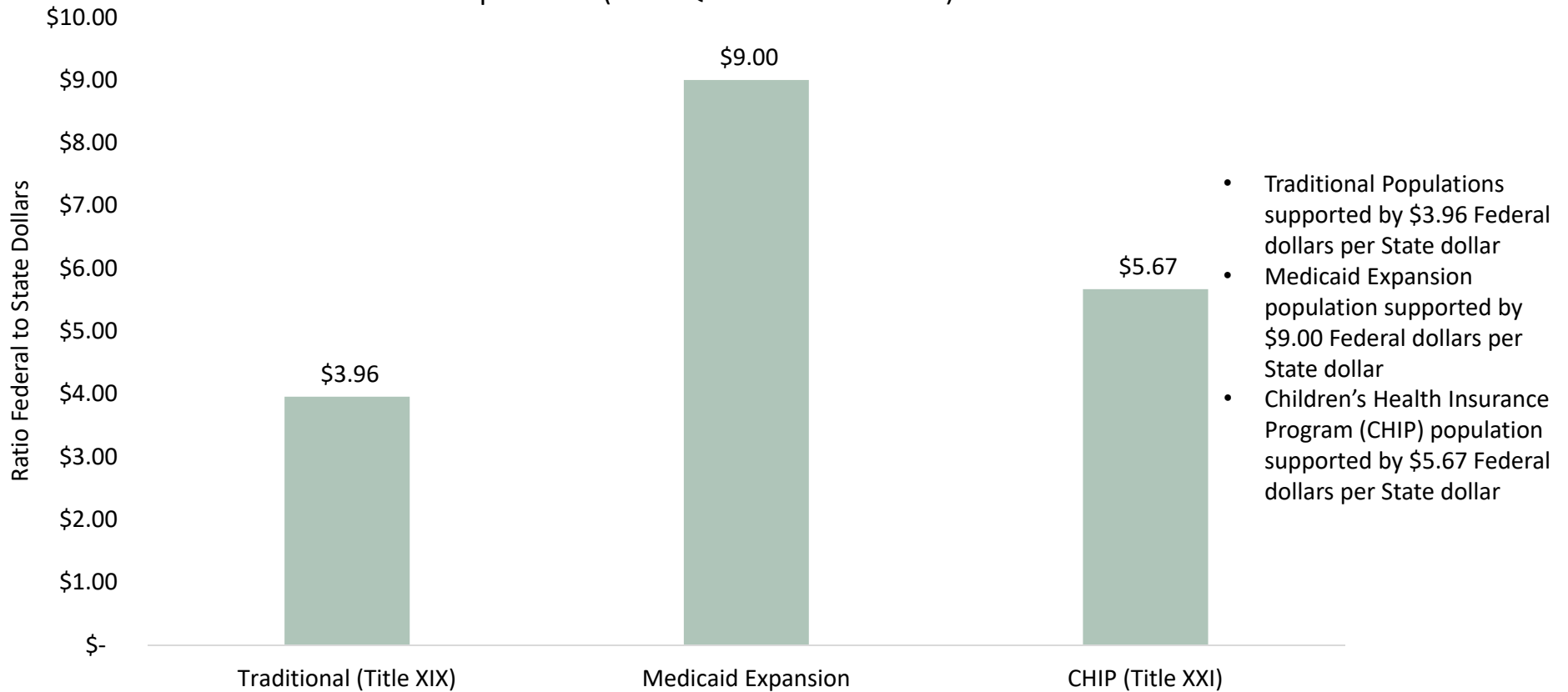
Federal Fiscal Year 2022 Ratios of Federal to State Dollars funding New Mexico Medicaid/ CHIP Populations (CY22 Q1 with COVID Relief)



Source: Federal Registrar, <http://aspe.hhs.gov/health/fmap.htm>.

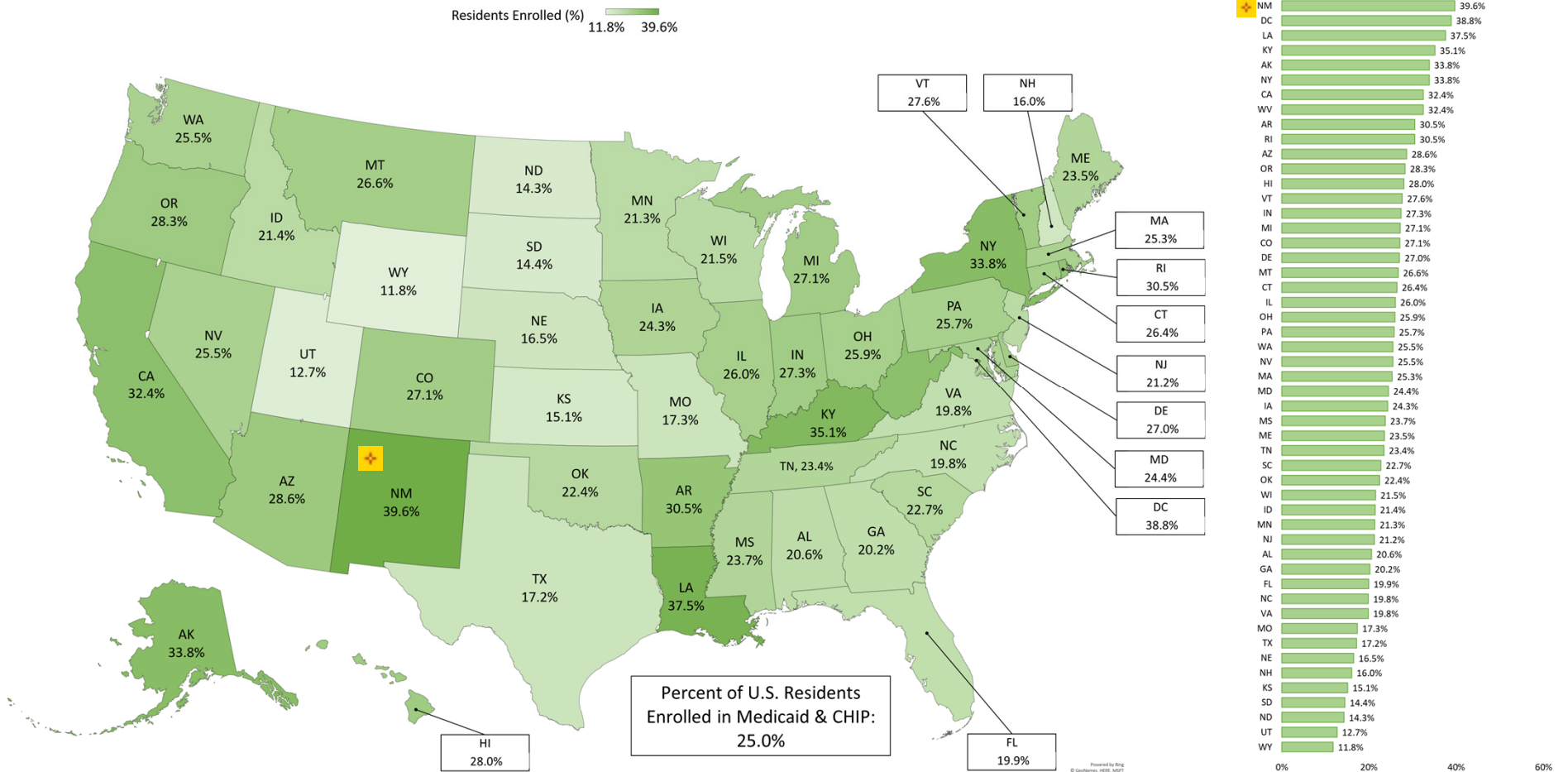
Ratios of Federal to State Dollars Funding New Mexico Medicaid/CHIP Population, State Fiscal Year (SFY) 22 (projection)

State Fiscal Year 2022 Ratios of Federal to State Dollars funding New Mexico Medicaid/CHIP Populations (CY22 Q1 with COVID Relief)



Source: Federal Registrar, <http://aspe.hhs.gov/health/fmap.htm>.

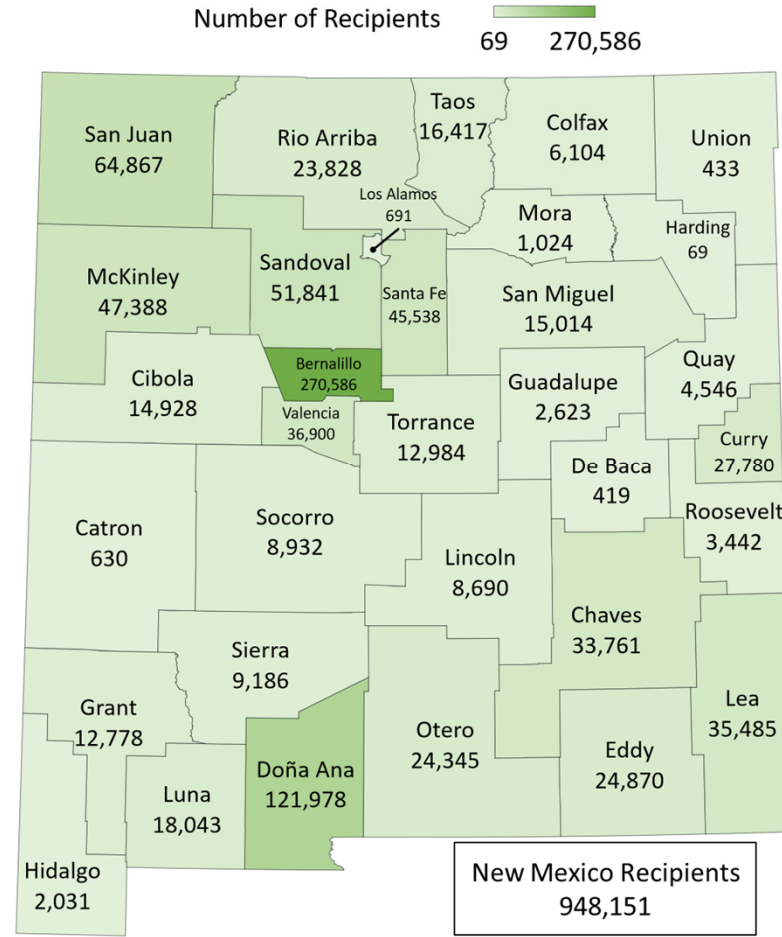
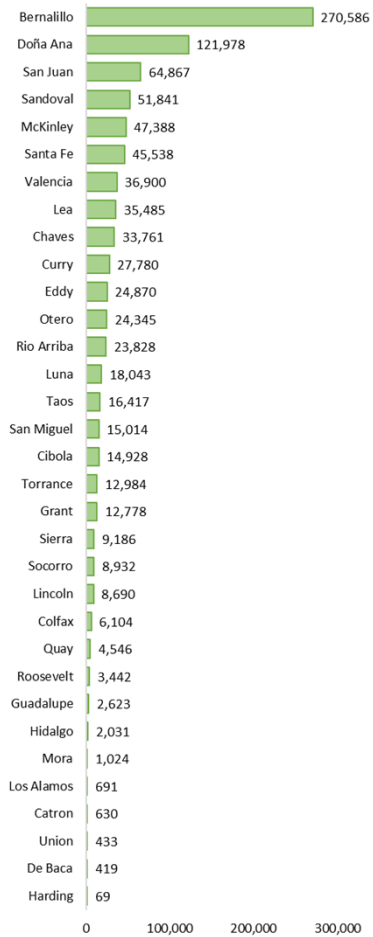
U.S. Percent of Residents Enrolled in Medicaid & CHIP, by Jurisdiction, May 2021



Source: Medicaid & CHIP state enrollment data provided by U.S. Centers for Medicare and Medicaid Services. State Medicaid and CHIP Applications, Eligibility Determinations, and Enrollment Data. May 2021 enrollment (most recent update) used. Data issued October 26, 2021. <https://data.medicaid.gov/dataset/6165f45b-ca93-5bb5-9d06-db29c692a360>. State population data retrieved from U.S. Census Bureau, 2020 Population and Housing State Data. <https://www.census.gov/library/visualizations/interactive/2020-population-and-housing-state-data.html>. CHIP is Children's Health Insurance Program.

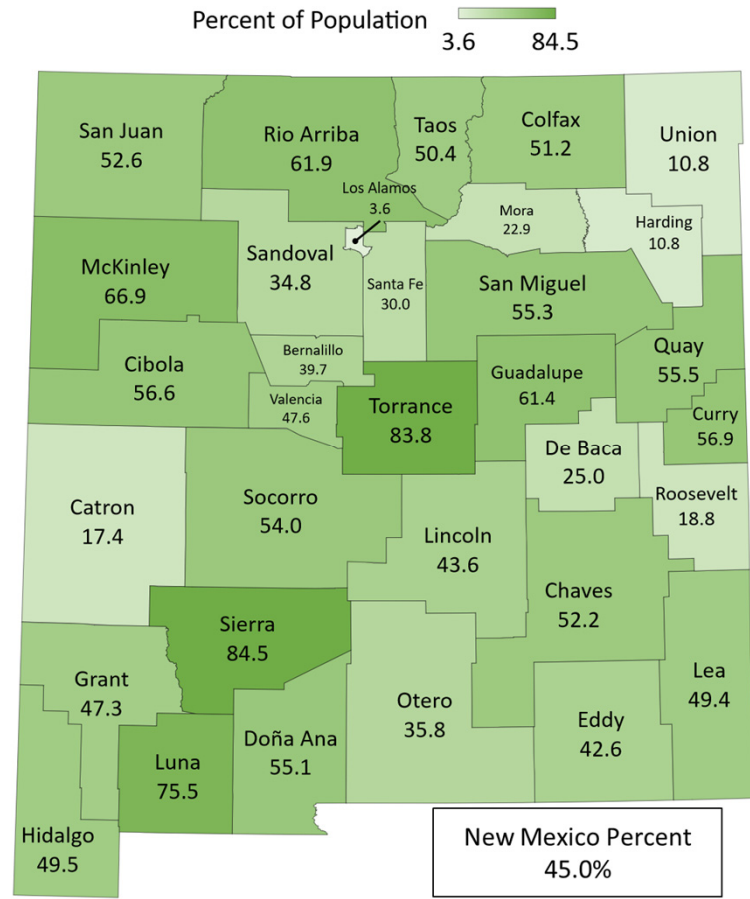
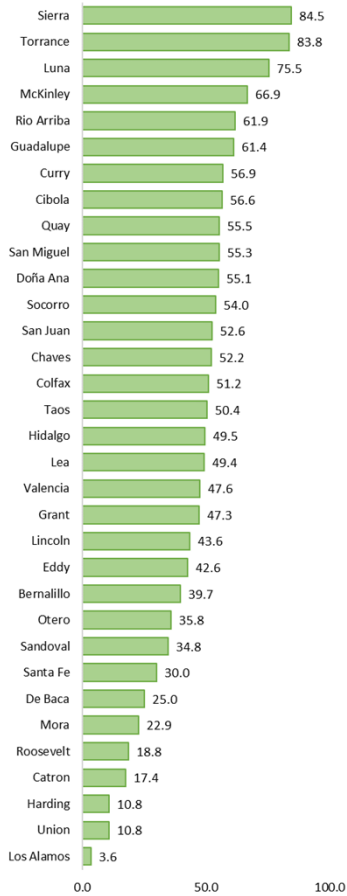
Section 3 | Program Enrollment 2022 Data Book | New Mexico Health and Human Services 261

New Mexico Medicaid & CHIP Recipients by County as of October 2021



Note: Data may not match other HSD publications due to the way data are pulled for this report. Data is by county of residence or by field office where a county of residence is not specified.
 Source: New Mexico Human Services Department, Income Support Division. Recipients as of October 2021. The Medicaid program provides assistance to individuals and families on healthcare coverage.
 2022 Data Book | New Mexico Health and Human Services

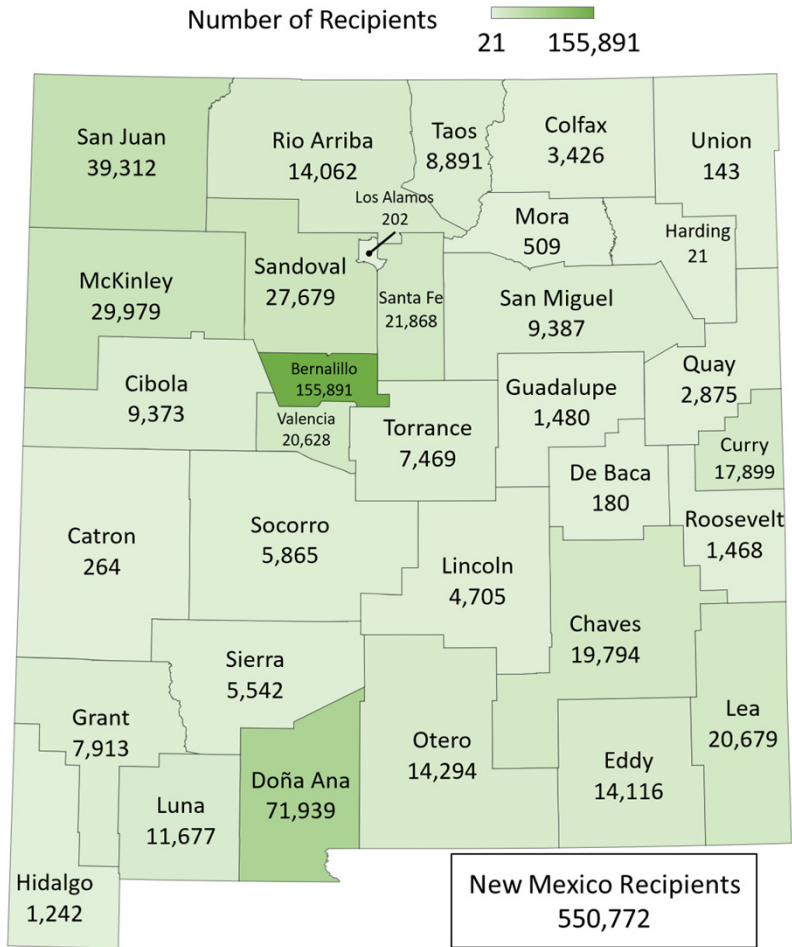
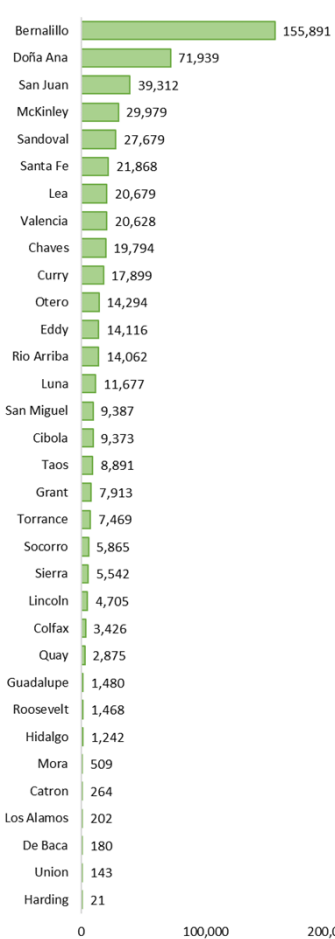
New Mexico Medicaid & CHIP Recipients as a Percentage of Population by County as of October 2021



Powered by Bing
© GeoNames, HERE

Note: Data may not match other HSD publications due to the way data are pulled for this report. Data is by county of residence or by field office where a county of residence is not specified.
 Source: New Mexico Human Services Department, Income Support Division. Recipients as of October 2021. The Medicaid program provides assistance to individuals and families on healthcare coverage. Percentages calculated using data from the U.S. Census Bureau, Population Estimates Program (PEP), Vintage 2020. Retrieved from <https://www.census.gov/programs-surveys/popest/technical-documentation/research/evaluation-estimates/2020-evaluation-estimates/2010s-county-detail.html>, December 1, 2021.

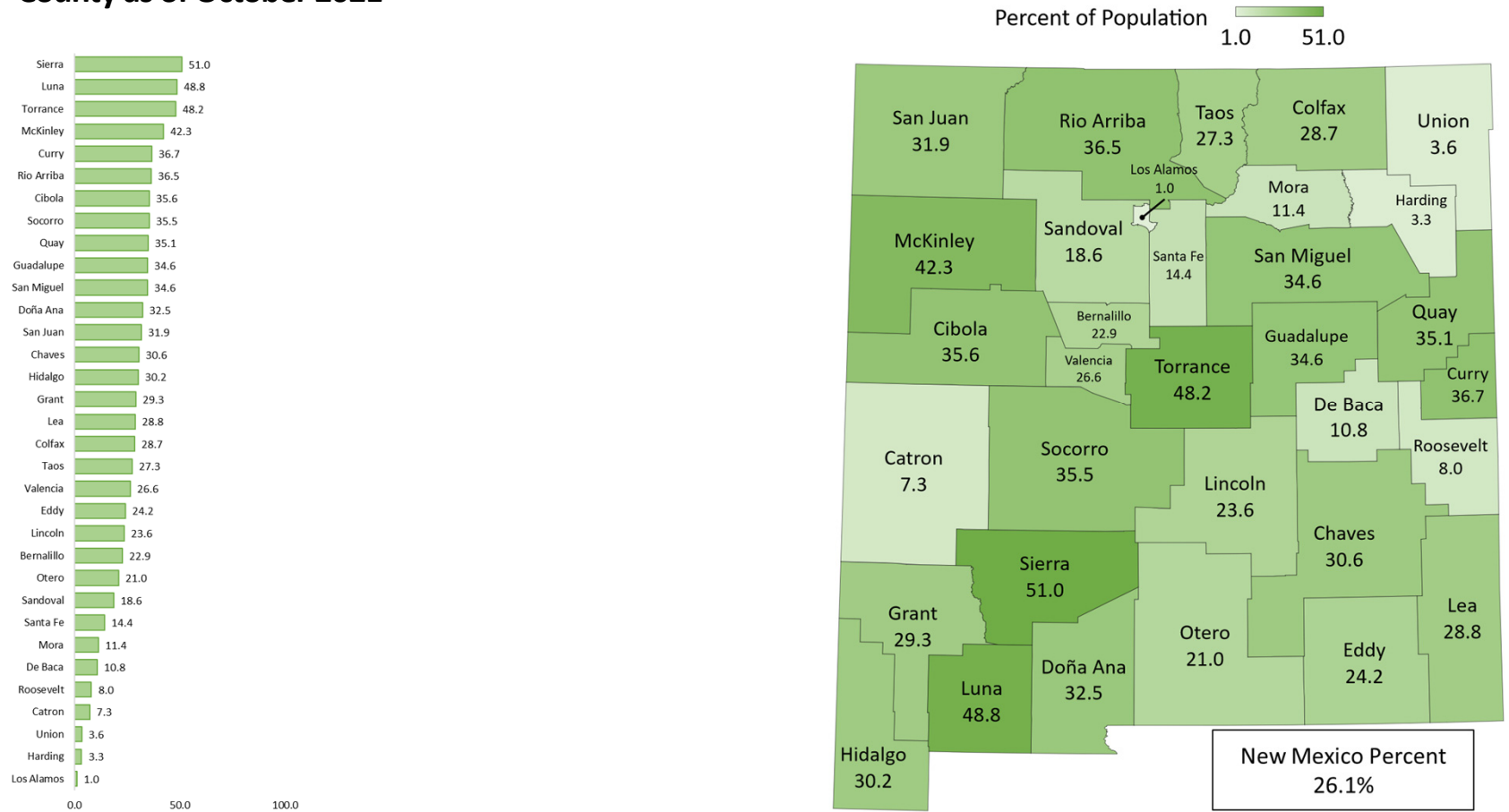
New Mexico Supplemental Nutrition Assistance Program (SNAP) Recipients by County as of October 2021



New Mexico Recipients
550,772

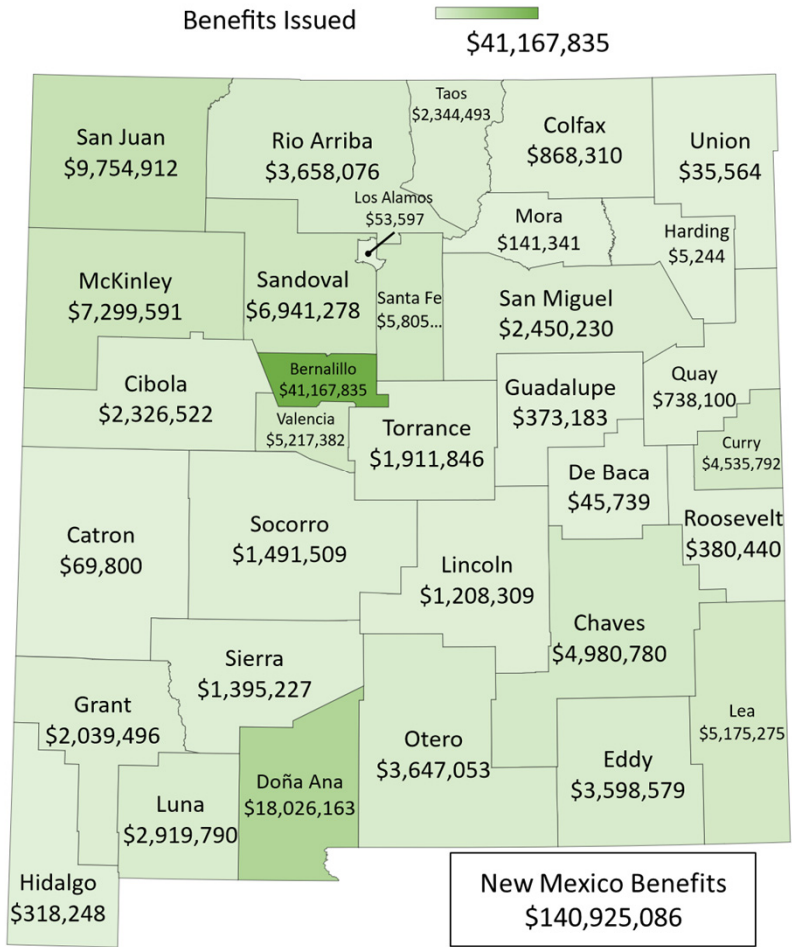
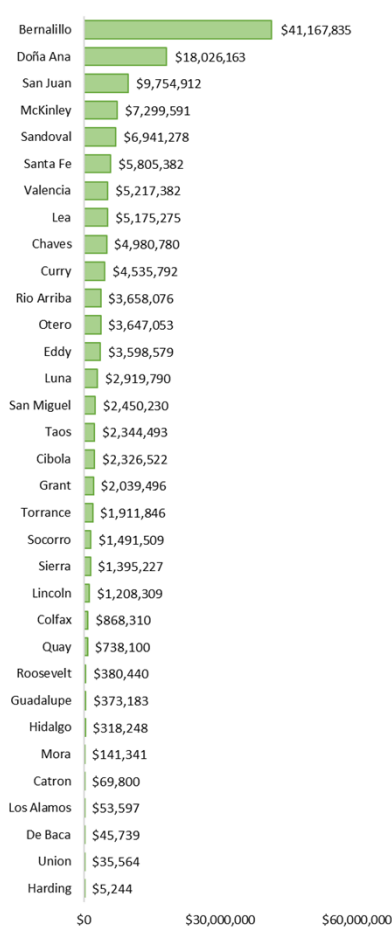
Note: Data may not match other HSD publications due to the way data are pulled for this report. Data is by county of residence or by field office where a county of residence is not specified.
 Source: New Mexico Human Services Department, Income Support Division. Recipients as of October 2021. The Supplemental Nutrition Assistance Program (SNAP) provides assistance to individuals and families on access to food.

New Mexico Supplemental Nutrition Assistance Program (SNAP) Recipients as a Percentage of Population by County as of October 2021



Note: Data may not match other HSD publications due to the way data are pulled for this report. Data is by county of residence or by field office where a county of residence is not specified.
 Source: New Mexico Human Services Department, Income Support Division. Recipients as of October 2021. The Medicaid program provides assistance to individuals and families on healthcare coverage. Percentages calculated using data from the U.S. Census Bureau, Population Estimates Program (PEP), Vintage 2020. Retrieved from <https://www.census.gov/programs-surveys/popest/technical-documentation/research/evaluation-estimates/2020-evaluation-estimates/2010s-county-detail.html>, December 1, 2021.

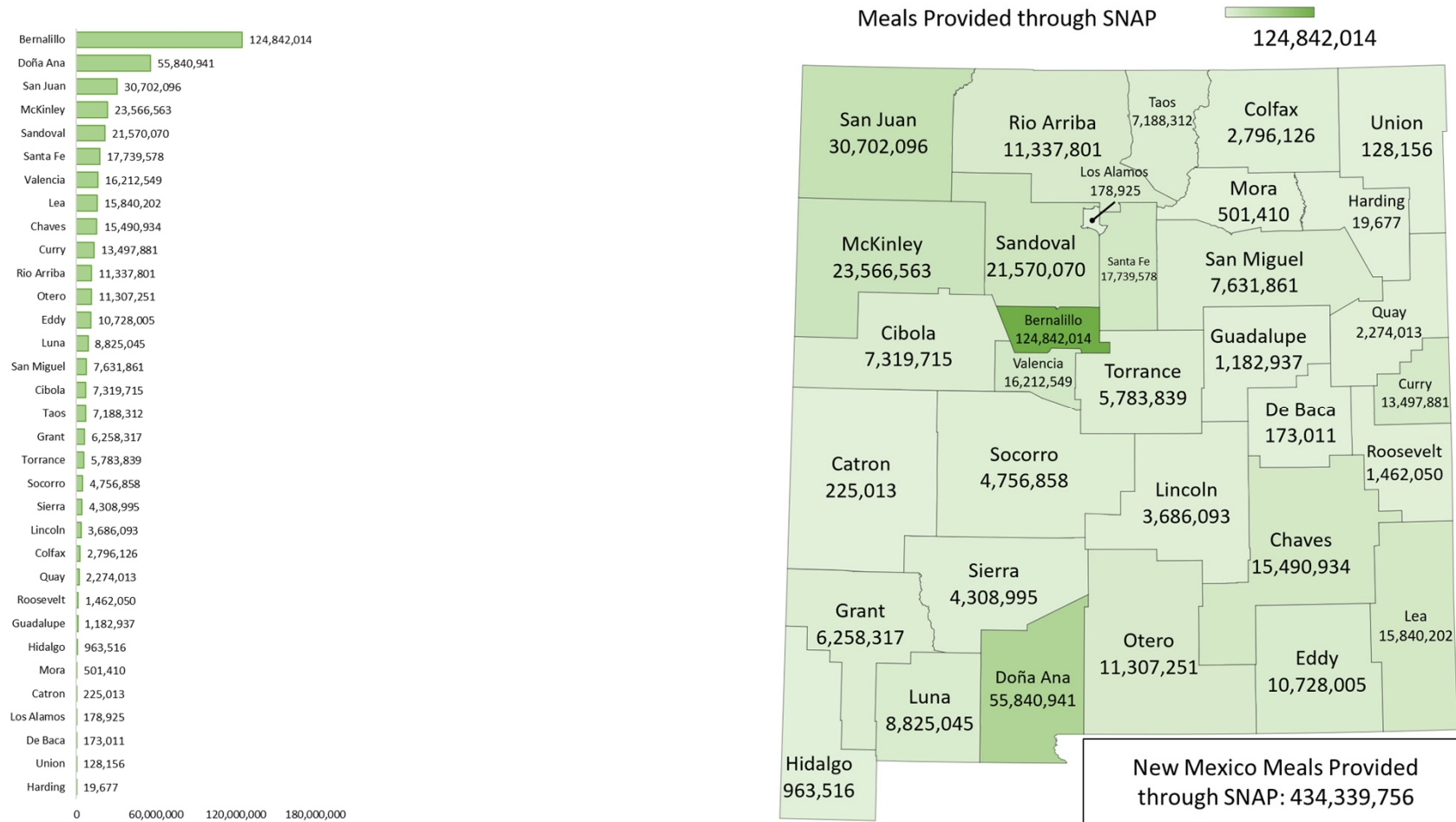
New Mexico Supplemental Nutritional Assistance Program (SNAP) Benefit Issuance by County as of October 2021



Note: Data may not match other HSD publications due to the way data are pulled for this report. Data is by county of residence or by jurisdiction where a county of residence is not specified.

Source: New Mexico Human Services Department, Income Support Division. Supplemental Nutrition Assistance Program benefits issued to recipients as of October 2021. The Supplemental Nutrition Assistance Program (SNAP) provides assistance to individuals and families on access to food.

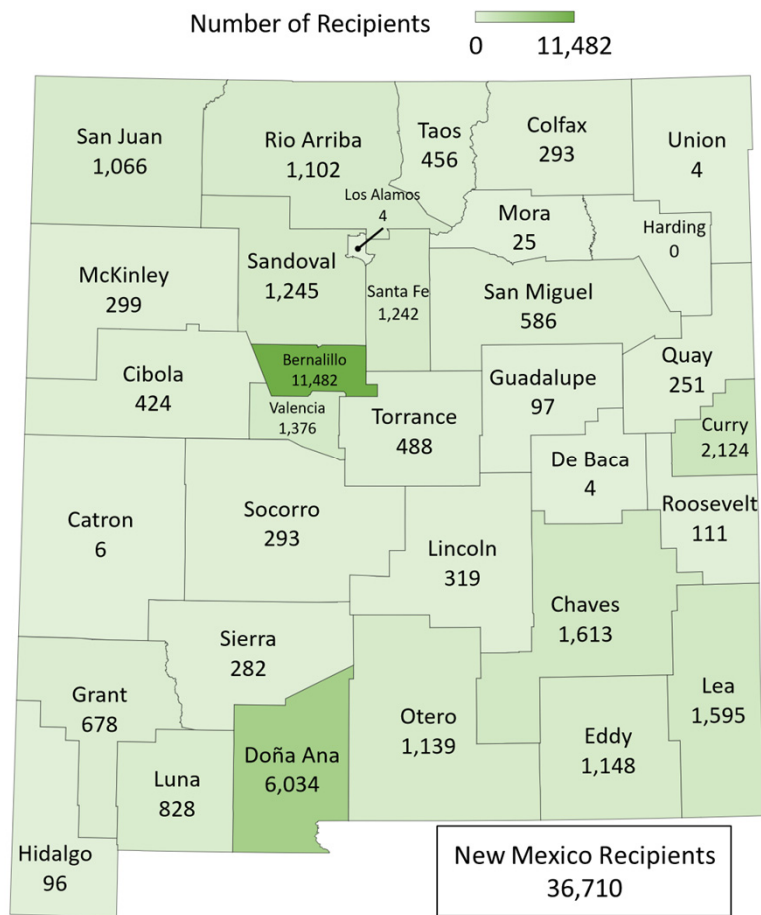
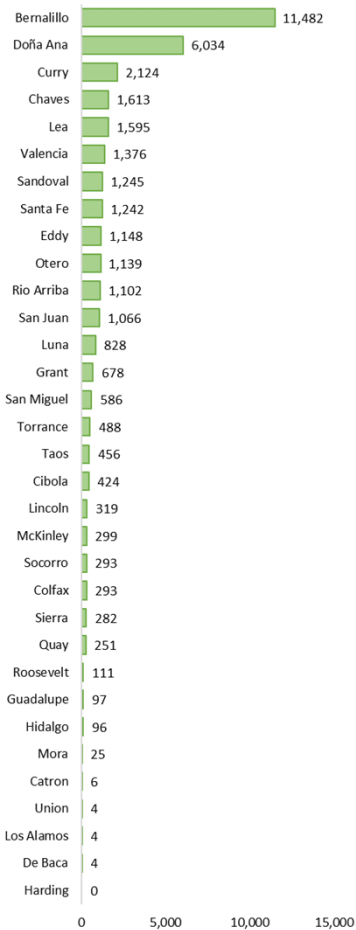
New Mexico Meals Provided through Supplemental Nutritional Assistance Program (SNAP) by County, State Fiscal Year (SFY) 21



Note: This measure takes the total amount of SNAP benefits provided and divides by the state average meal cost of \$2.87 from Feeding America.

Source: New Mexico Human Services Department ASPEN System, State Fiscal Year 2021

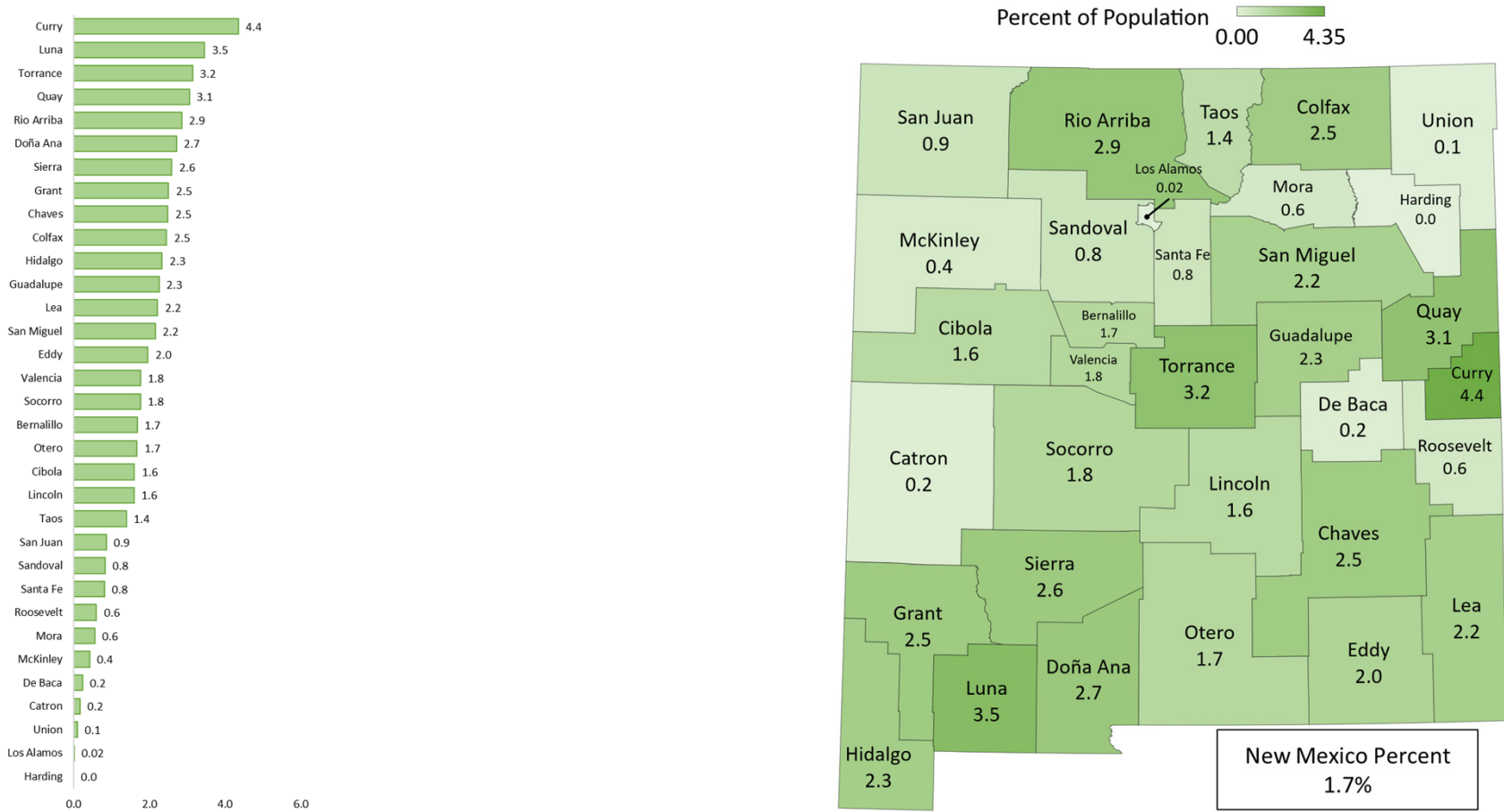
New Mexico Cash Assistance Program Recipients by County as of October 2021



Powered by Bing
© GeoNames, HERE

Note: Data may not match other HSD publications due to the way data are pulled for this report. Data is by county of residence or by field office where a county of residence is not specified.
 Source: New Mexico Human Services Department, Income Support Division. Recipients as of October 2021. The Cash Assistance program includes Temporary Assistance for Needy Families (TANF) program, Education Works, General Assistance, Refugee Cash Assistance, State Supplement for Residential Care, Diversion, and others.

New Mexico Cash Assistance Program Recipients as a Percentage of Population by County as of October 2021

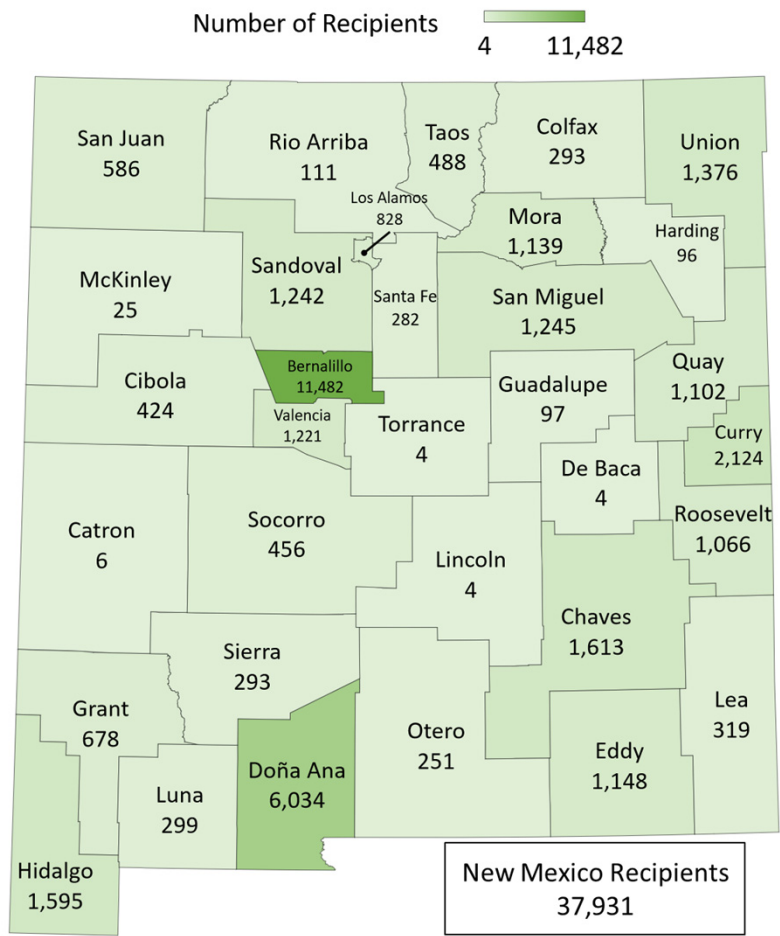
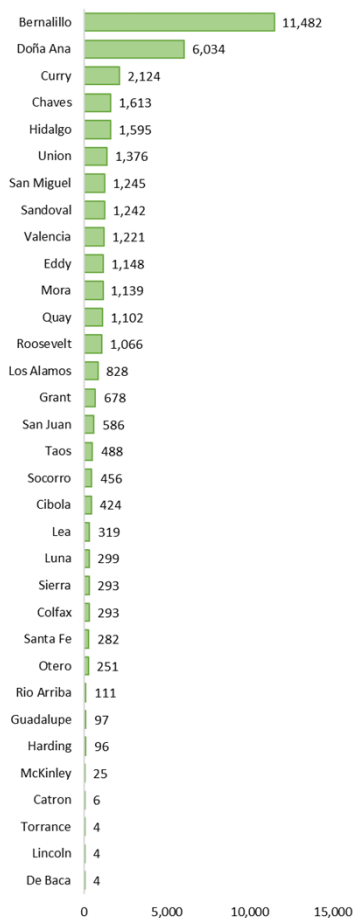


New Mexico Percent
1.7%

Powered by Bing
© GeoNames, HERE

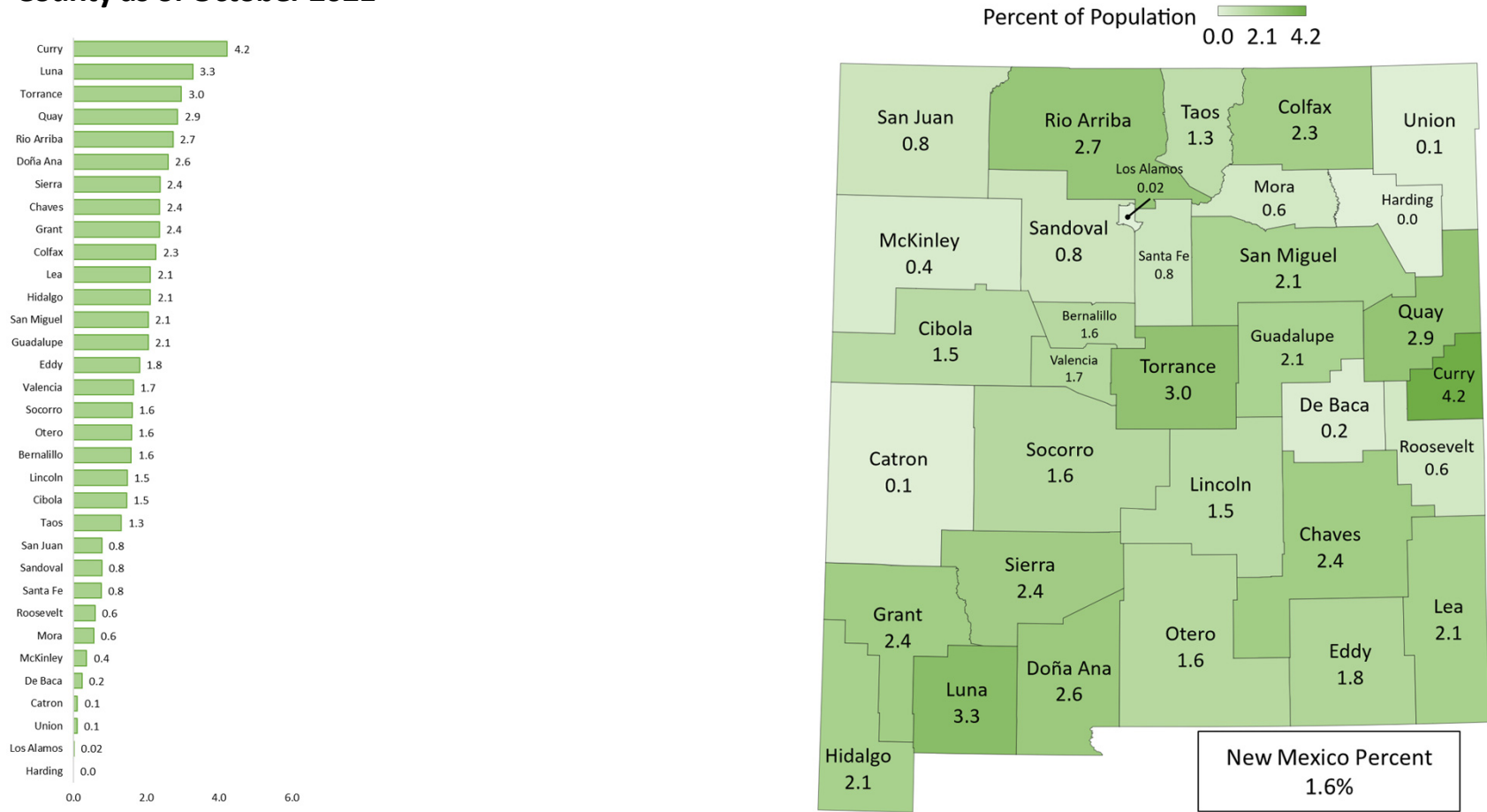
Note: Data may not match other HSD publications due to the way data are pulled for this report. Data is by county of residence or by field office where a county of residence is not specified.
 Source: New Mexico Human Services Department, Income Support Division. Recipients as of October 2021. The Medicaid program provides assistance to individuals and families on healthcare coverage. Percentages calculated using data from the U.S. Census Bureau, Population Estimates Program (PEP), Vintage 2020. Retrieved from <https://www.census.gov/programs-surveys/popest/technical-documentation/research/evaluation-estimates/2020-evaluation-estimates/2010s-county-detail.html>, December 1, 2021.

New Mexico Temporary Assistance for Needy Families (TANF) Program Recipients by County as of October 2021



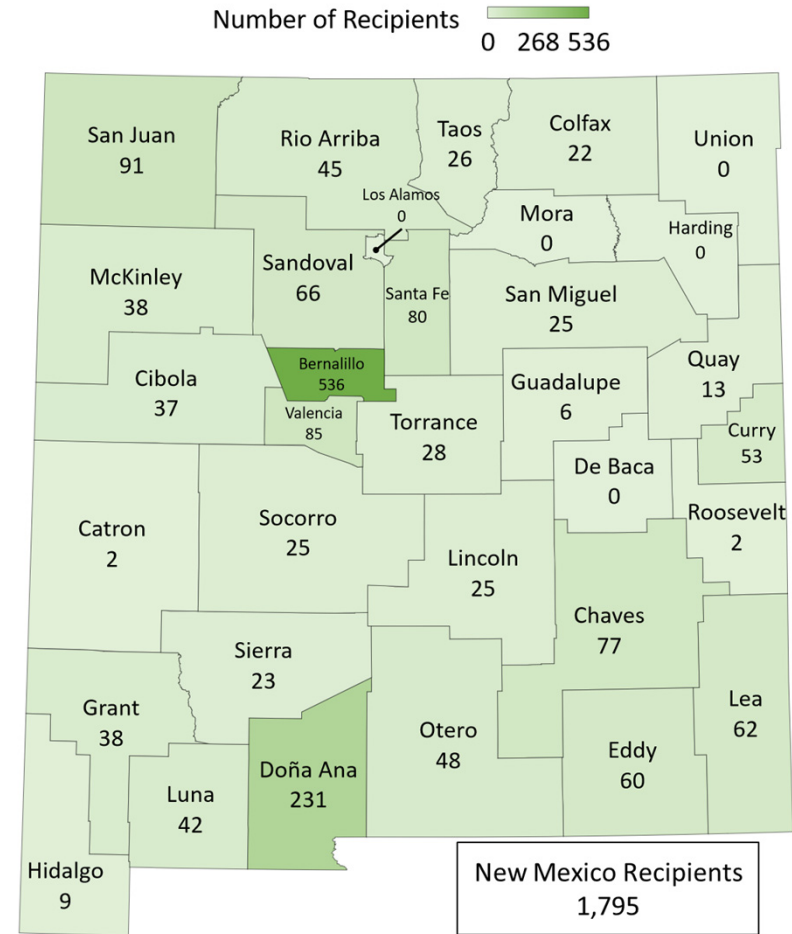
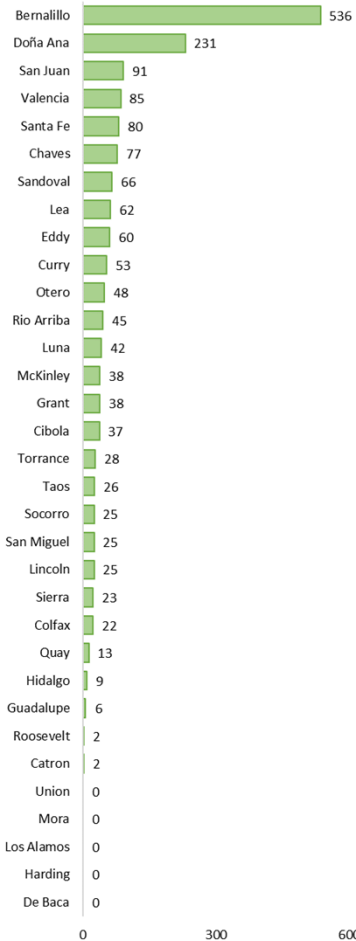
Note: Data may not match other HSD publications due to the way data are pulled for this report. Data is by county of residence or by field office where a county of residence is not specified. [Source:](#) New Mexico Human Services Department, Income Support Division. Recipients as of October 2021. The Temporary Assistance for Needy Families (TANF) program provides grant funds to states and territories to provide families with financial assistance and related support services such as childcare assistance, job preparation, and work assistance.

New Mexico Temporary Assistance for Needy Families (TANF) Program Recipients as a Percentage of Population by County as of October 2021



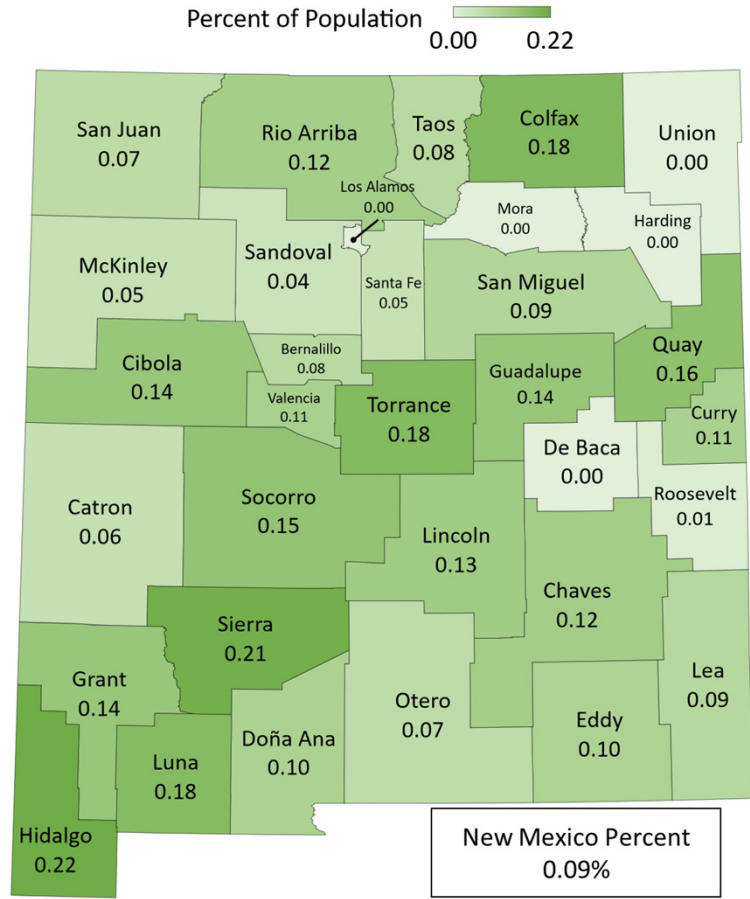
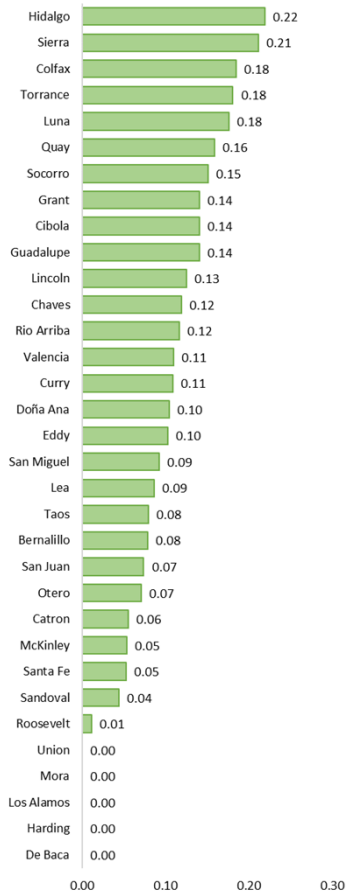
Note: Data may not match other HSD publications due to the way data are pulled for this report. Data is by county of residence or by field office where a county of residence is not specified.
 Source: New Mexico Human Services Department, Income Support Division. Recipients as of October 2021. The Medicaid program provides assistance to individuals and families on healthcare coverage. Percentages calculated using data from the U.S. Census Bureau, Population Estimates Program (PEP), Vintage 2020. Retrieved from <https://www.census.gov/programs-surveys/popest/technical-documentation/research/evaluation-estimates/2020-evaluation-estimates/2010s-county-detail.html>, December 1, 2021.

New Mexico General Assistance Program Recipients by County as of October 2021



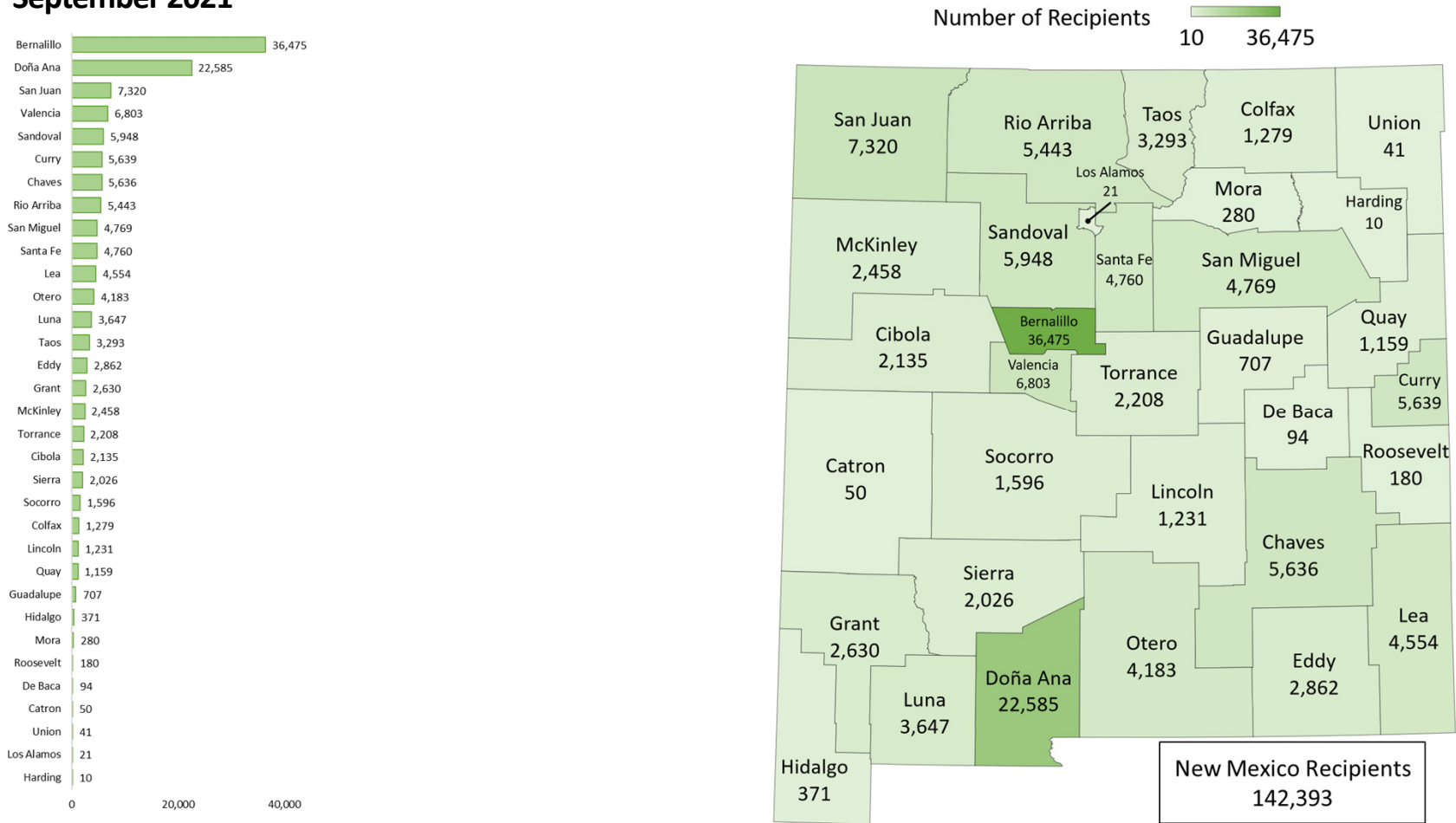
Note: Data may not match other HSD publications due to the way data are pulled for this report. Data is by county of residence or by field office where a county of residence is not specified. [Source:](#) New Mexico Human Services Department, Income Support Division. Recipients as of October 2021. The General Assistance program provides income assistance to disabled adults without dependents and minors living with unrelated adults such as orphaned children.

New Mexico General Assistance Program Recipients as a Percentage of Population by County as of October 2021



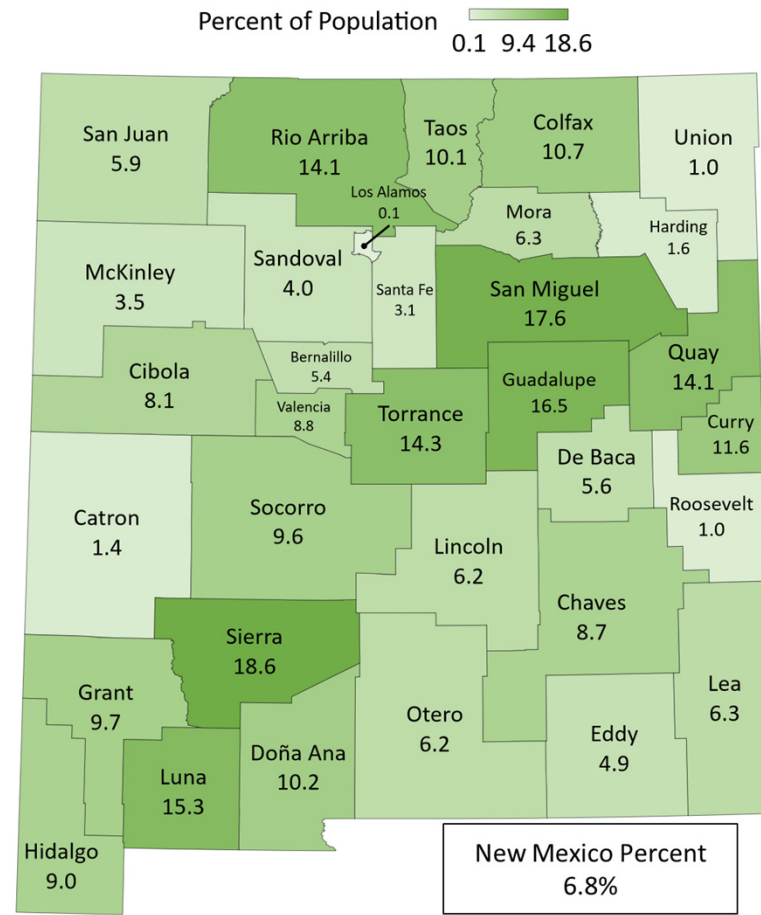
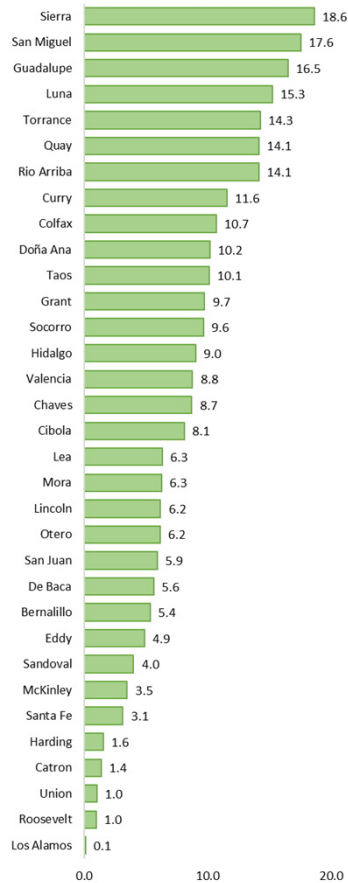
Note: Data may not match other HSD publications due to the way data are pulled for this report. Data is by county of residence or by field office where a county of residence is not specified.
 Source: New Mexico Human Services Department, Income Support Division. Recipients as of October 2021. The Medicaid program provides assistance to individuals and families on healthcare coverage. Percentages calculated using data from the U.S. Census Bureau, Population Estimates Program (PEP), Vintage 2020. Retrieved from <https://www.census.gov/programs-surveys/popest/technical-documentation/research/evaluation-estimates/2020-evaluation-estimates/2010s-county-detail.html>, December 1, 2021.

New Mexico Low Income Home Energy Assistance Program (LIHEAP) Recipients by County from October 2020 to September 2021



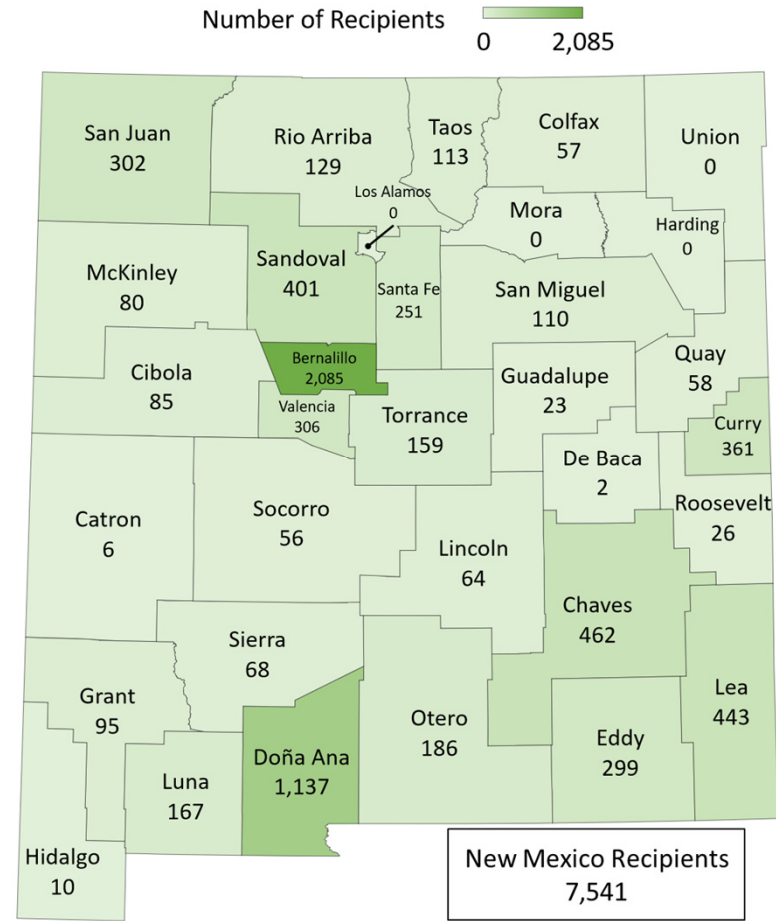
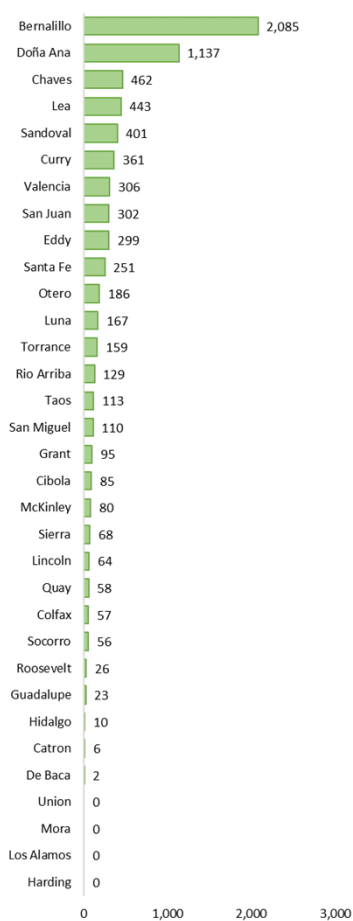
Note: Data may not match other HSD publications due to the way data are pulled for this report. Data is by county of residence or by jurisdiction where a county of residence is not specified.
 Source: New Mexico Human Services Department, Income Support Division. Recipients from October 2020 to September 2021. The Low Income Home Energy Assistance Program (LIHEAP) provides assistance to individuals and families on energy costs for heating and cooling.

New Mexico Low Income Home Energy Assistance Program (LIHEAP) Recipients as a Percentage of Population by County from October 2020 to September 2021



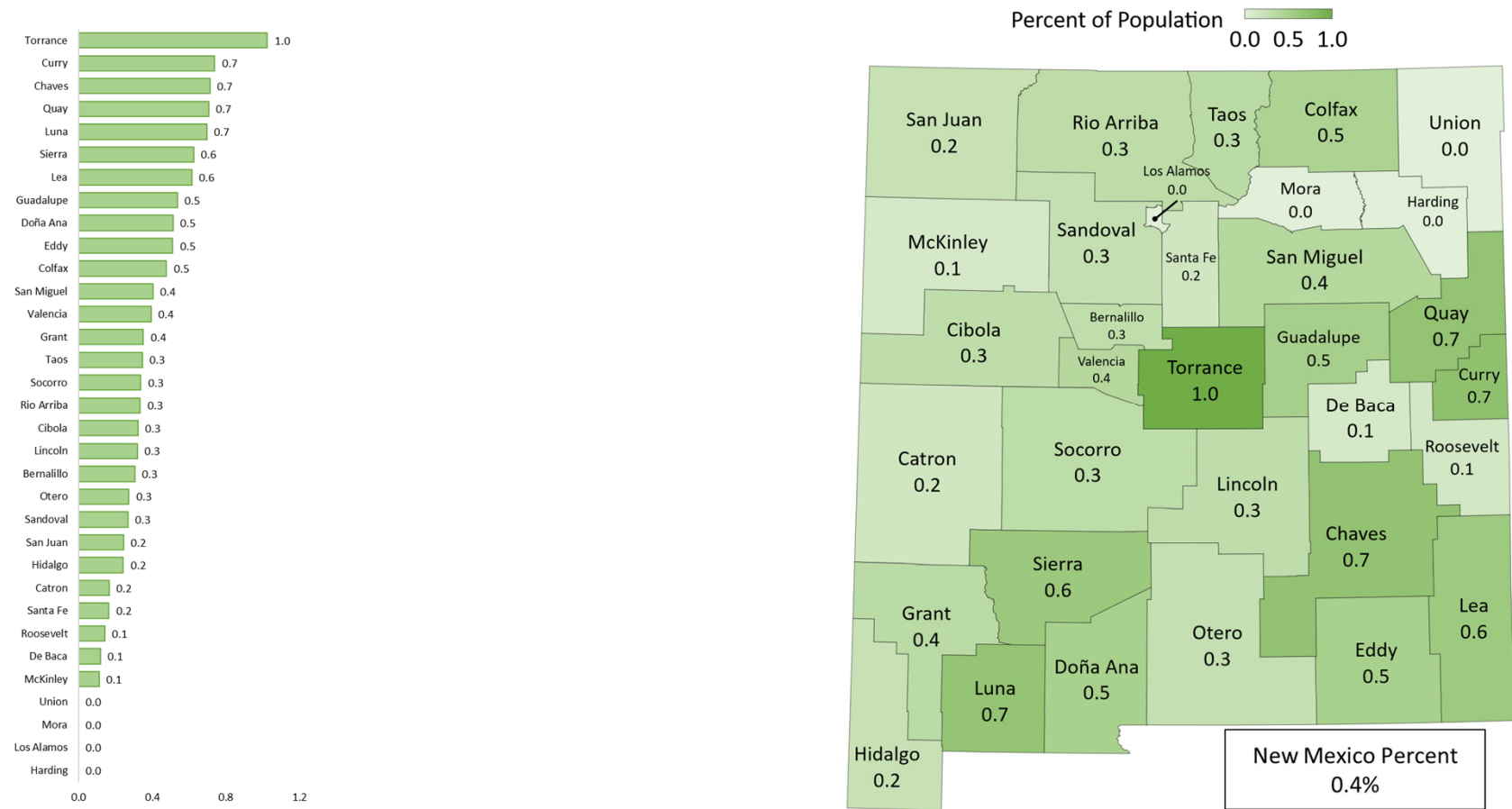
Note: Data may not match other HSD publications due to the way data are pulled for this report. Data is by county of residence or by field office where a county of residence is not specified.
 Source: New Mexico Human Services Department, Income Support Division. Recipients as of October 2021. The Medicaid program provides assistance to individuals and families on healthcare coverage. Percentages calculated using data from the U.S. Census Bureau, Population Estimates Program (PEP), Vintage 2020. Retrieved from <https://www.census.gov/programs-surveys/popest/technical-documentation/research/evaluation-estimates/2020-evaluation-estimates/2010s-county-detail.html>, December 1, 2021.

New Mexico Transitional Food Stamps Program Recipients by County as of October 2021



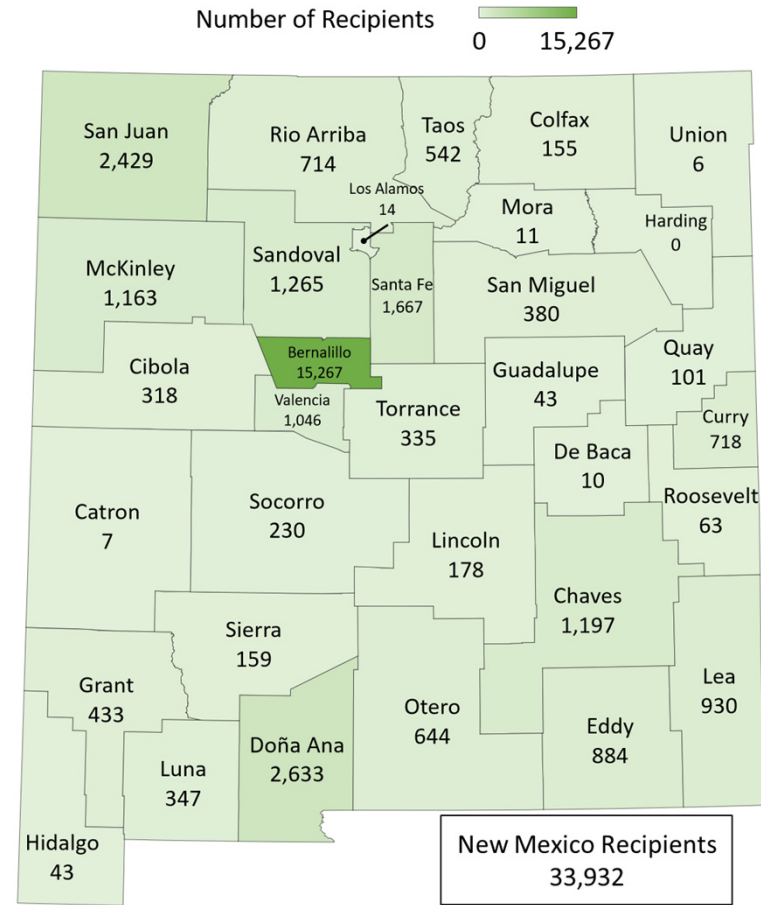
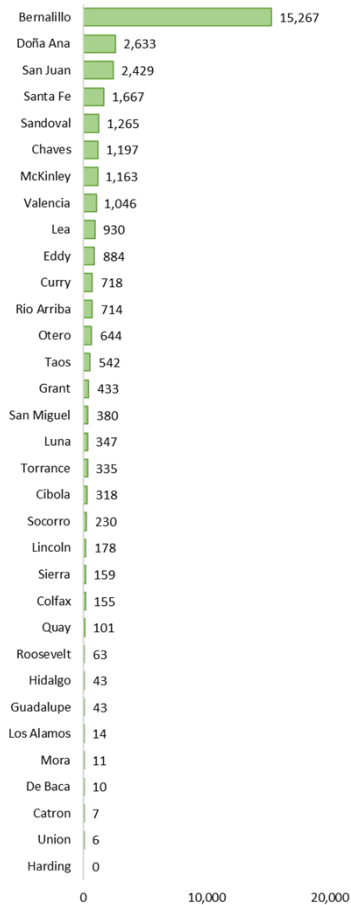
Note: Data may not match other HSD publications due to the way data are pulled for this report. Data is by county of residence or by field office where a county of residence is not specified. [Source:](#) New Mexico Human Services Department, Income Support Division. Recipients as of October 2021. The Transitional Food Stamp (TFS) program extends the Supplementary Nutrition Assistance Program benefits to individuals and families who become ineligible for the Cash Assistance program due to their income exceeding the program limit.

New Mexico Transitional Food Stamps Program Recipients as a Percentage of Population by County as of October 2021



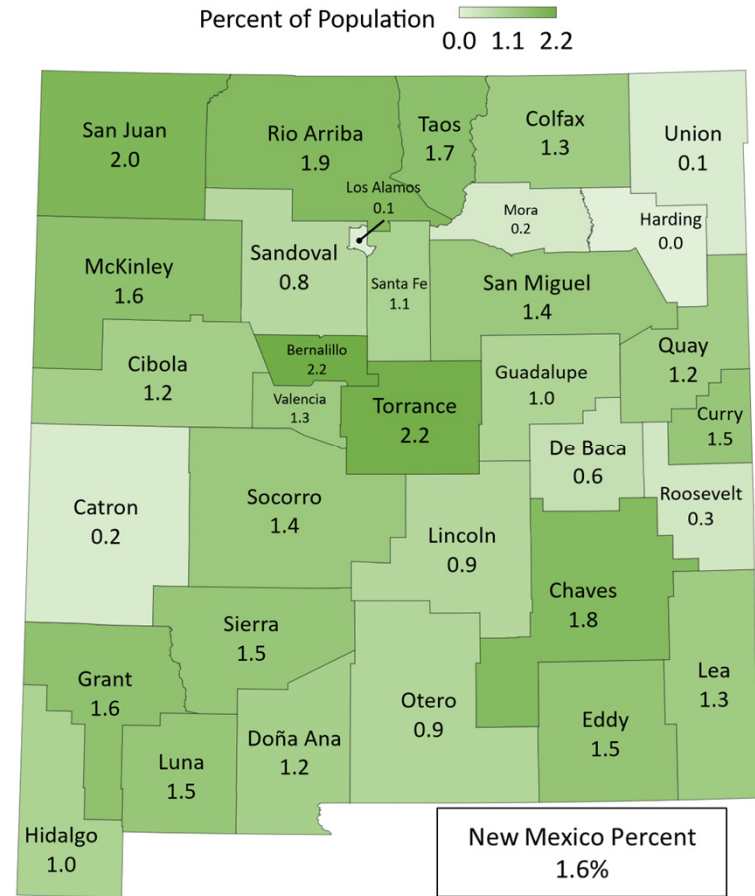
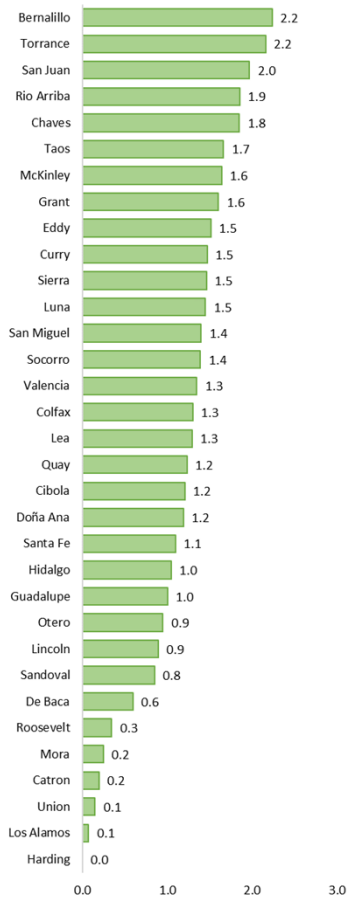
Note: Data may not match other HSD publications due to the way data are pulled for this report. Data is by county of residence or by field office where a county of residence is not specified.
 Source: New Mexico Human Services Department, Income Support Division. Recipients as of October 2021. The Medicaid program provides assistance to individuals and families on healthcare coverage. Percentages calculated using data from the U.S. Census Bureau, Population Estimates Program (PEP), Vintage 2020. Retrieved from <https://www.census.gov/programs-surveys/popest/technical-documentation/research/evaluation-estimates/2020-evaluation-estimates/2010s-county-detail.html>, December 1, 2021.

New Mexico Medicaid, Supplemental Nutrition Assistance Program, and/or Cash Assistance Program Recipients Experiencing Homelessness by County as of October 2021



Note: Data may not match other HSD publications due to the way data are pulled for this report. Data is by county of residence or by field office where a county of residence is not specified. Source: New Mexico Human Services Department, Income Support Division. Recipients as of October 2021. Data are recipients in Medicaid, Supplemental Nutrition Assistance Program (SNAP), and Cash Assistance program who reported being homeless or living in a homeless shelter.

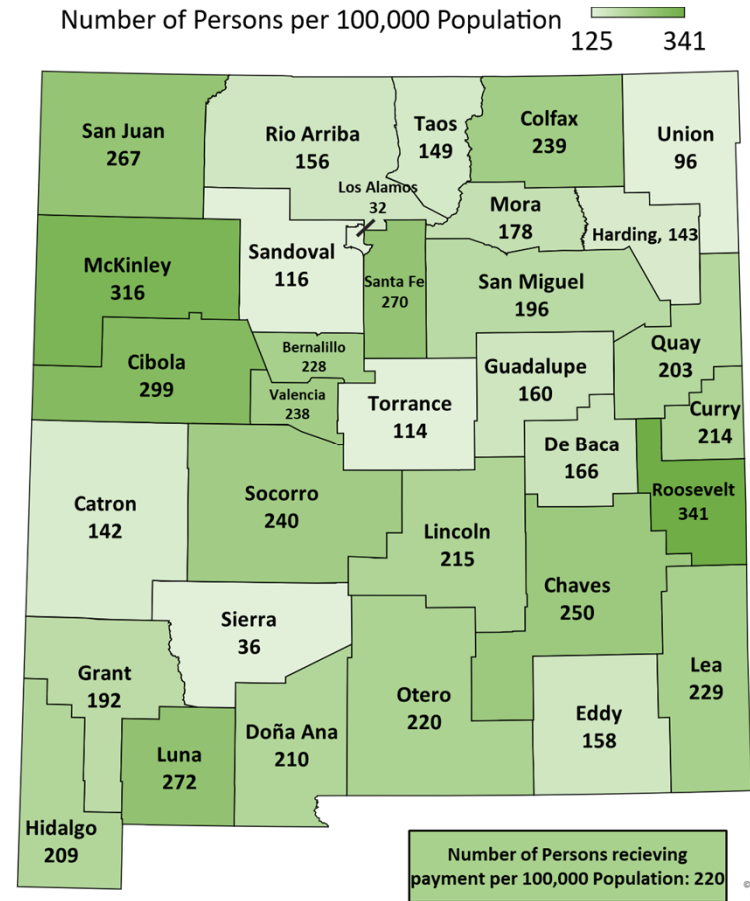
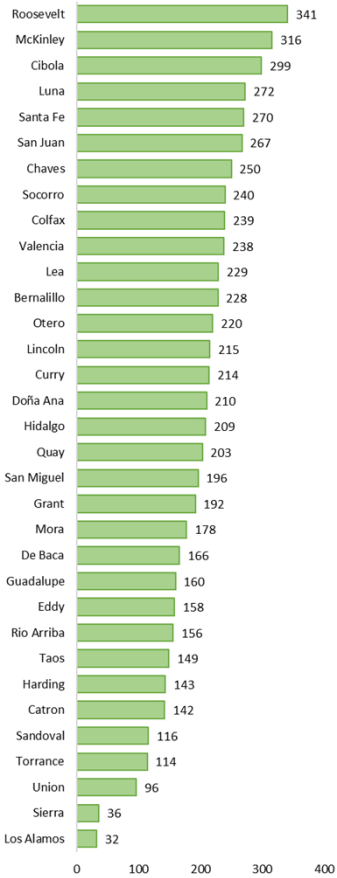
New Mexico Medicaid, Supplemental Nutrition Assistance Program, and/or Cash Assistance Program Recipients Experiencing Homelessness as a Percentage of Population by County as of October 2021



Note: Data may not match other HSD publications due to the way data are pulled for this report. Data is by county of residence or by field office where a county of residence is not specified.
 Source: New Mexico Human Services Department, Income Support Division. Recipients as of October 2021. The Supplemental Nutrition Assistance Program (SNAP) provides assistance to individuals and families on access to food. Percentages calculated using data from the Geospatial and Population Studies, University of New Mexico.

Section 4 | Programs and Services

New Mexicans Ineligible for Federal Stimulus Payments who Received One Time Financial Assistance Payments from the Human Services Department (HSD) per 100,000 Population by County as of July 2021



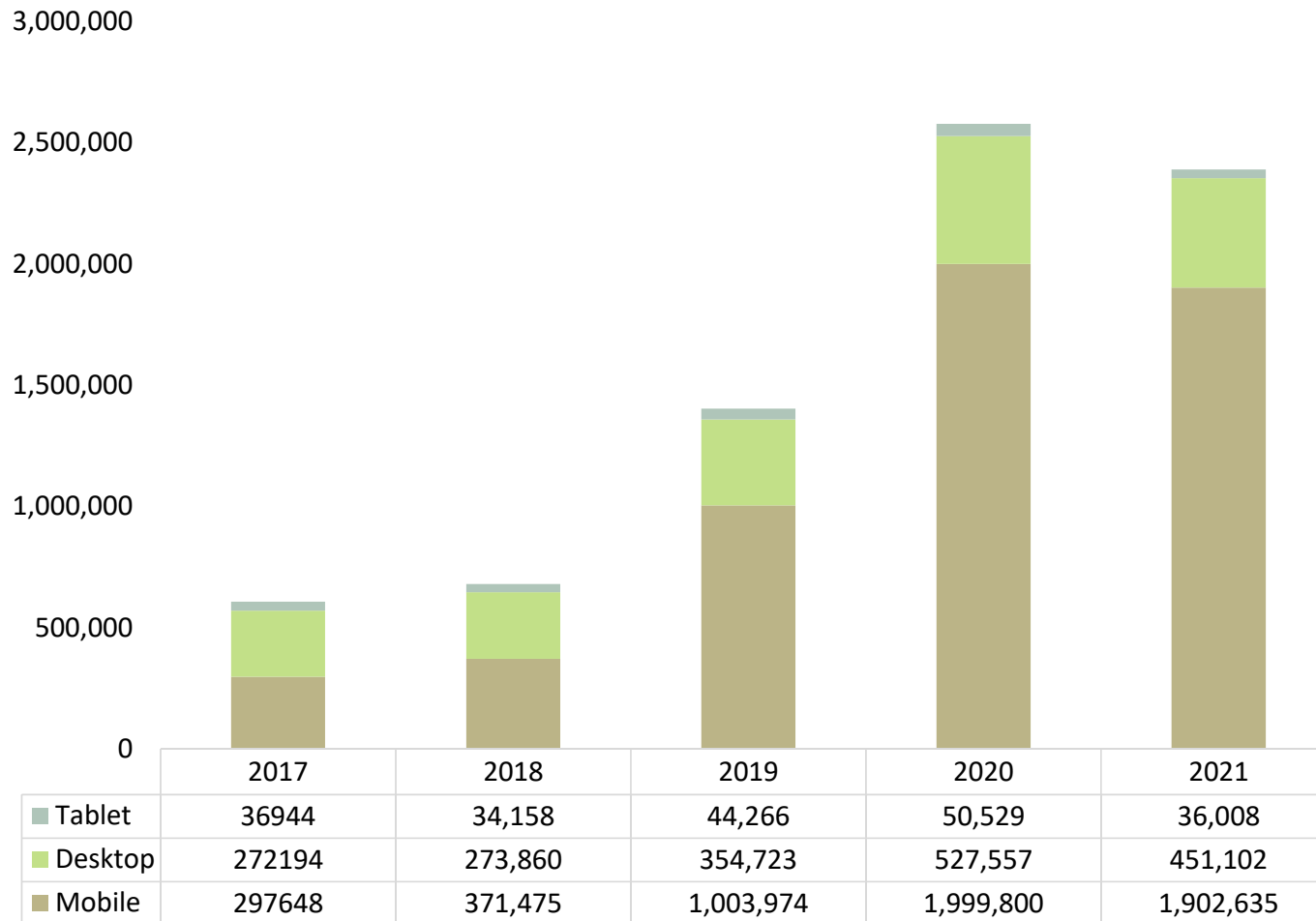
Number of Persons receiving payment per 100,000 Population: 220

Powered by Bing © GeoNames, HERE

Note: Data also showed that there were 13 cases paid that list outside of New Mexico: 1-Tulsa OK; 2 El Paso TX; 1 Cleburne AR; 1 Kingfisher OK; 1 Harris TX; 1 San Juan CO; 1 Marion IN; 1 San Patricio TX; 1 Los Angeles CA; 1 Gaines TX; 1 Apache AZ.

Source: New Mexico Department of Health. Population estimates obtained from US Census American Factfinder. Retrieved from <https://ibis.health.state.nm.us/query/result/pop/PopCnty/Count.html>, March 29, 2020. * denotes death occurred in county. Excludes cases in federal and state detention facilities.

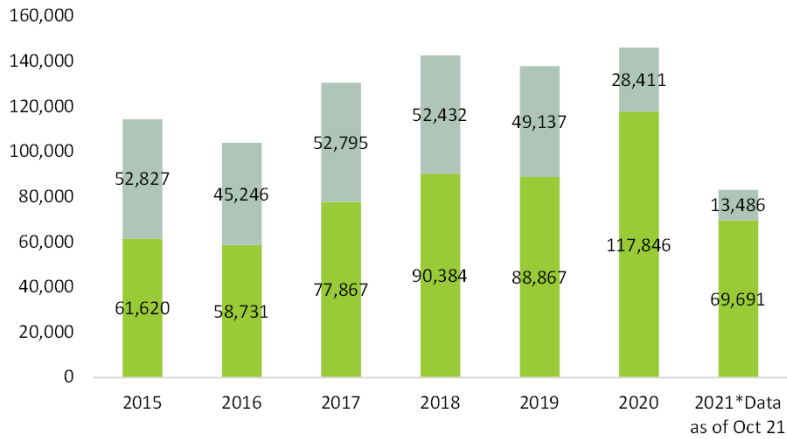
Total Human Services Department (HSD) Online Encounters through the Online Portal (YesNM) by Device Type, Federal Fiscal Year (FFY) 2016-2021



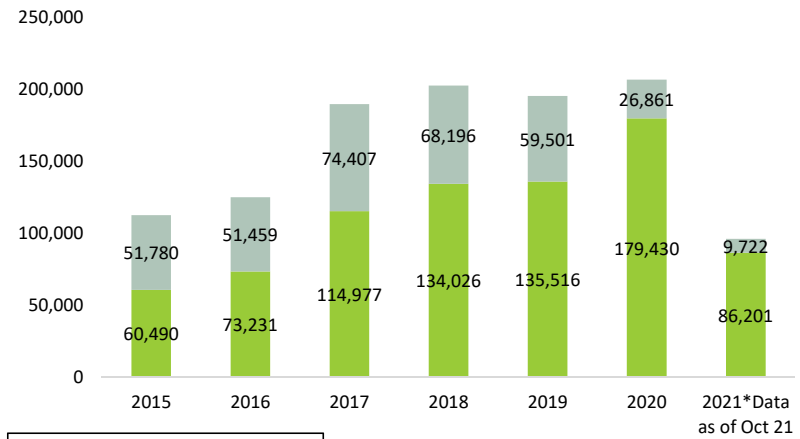
Source: YESNM Google Analytics Page.
Section 4 | Programs and Services

New Mexico Human Services Department (HSD) Source of Application for HSD Programs, 2015-2021

Medicaid Applications by Source

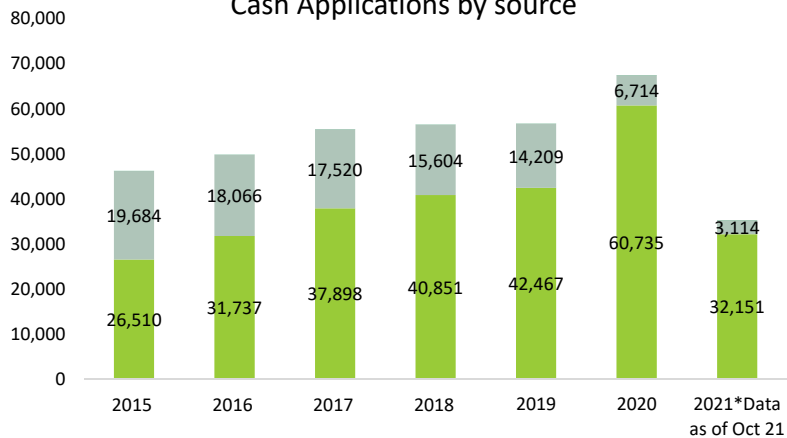


SNAP Applications by Source

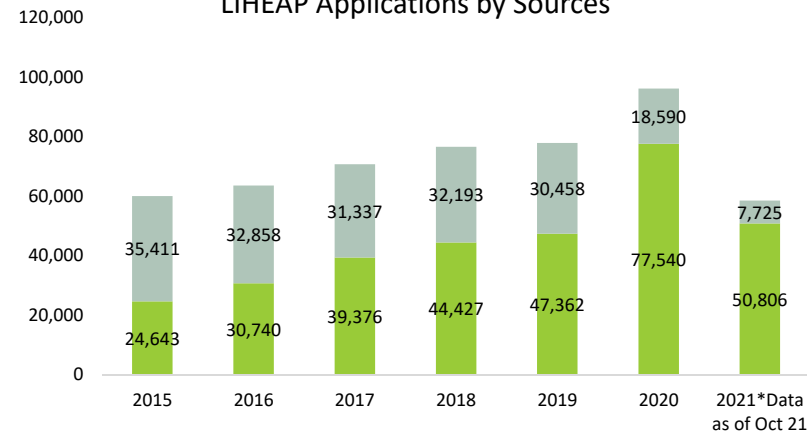


■ Electronic ■ Paper

Cash Applications by source

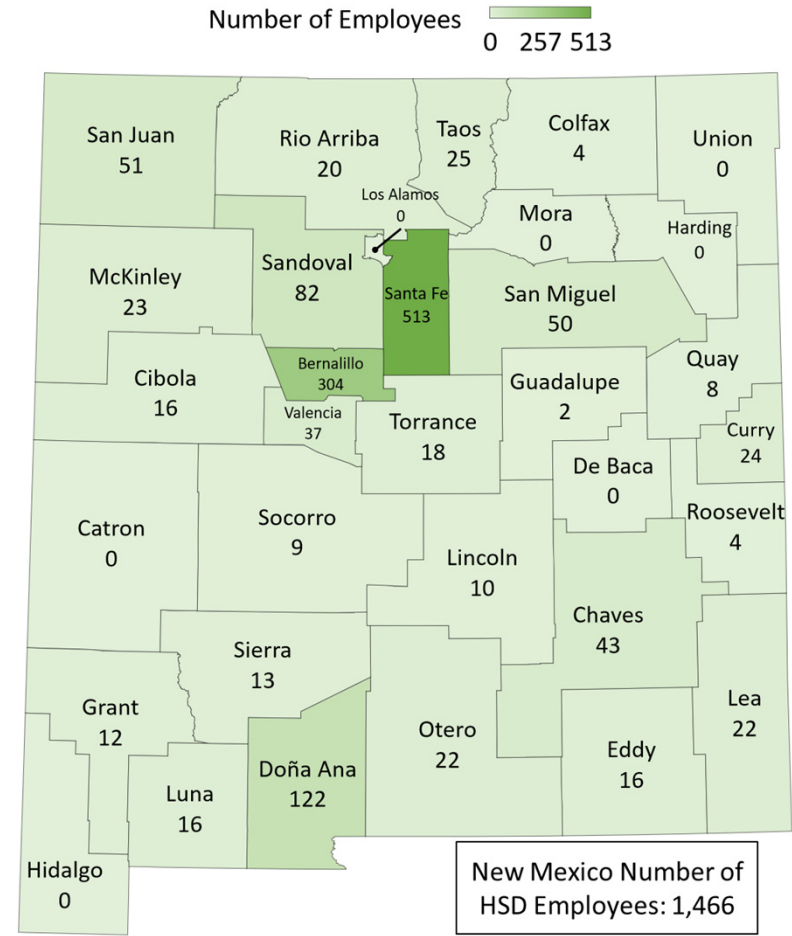
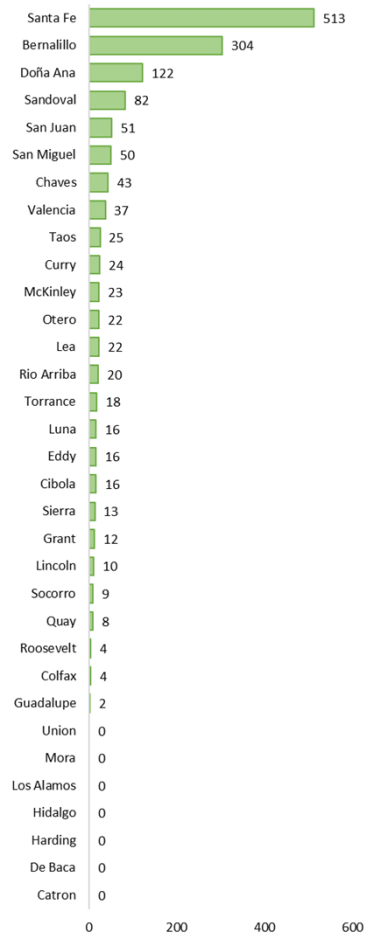


LIHEAP Applications by Sources



Source: Monthly Application Report provided by Deloitte.

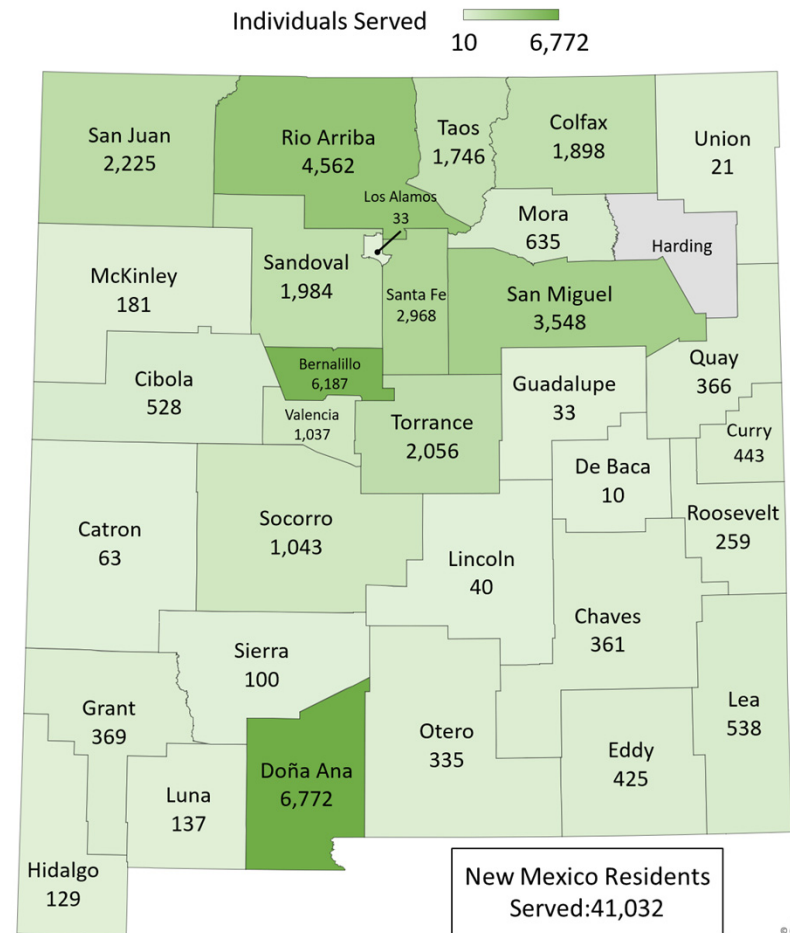
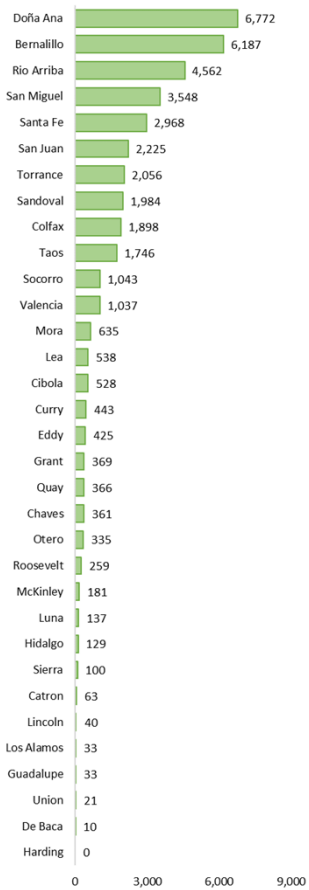
New Mexico Human Services Department Employees by County as of October 2021



Source: New Mexico Human Services Department, Office of Human Resources SHARE System. Active employees as of October 1, 2021.

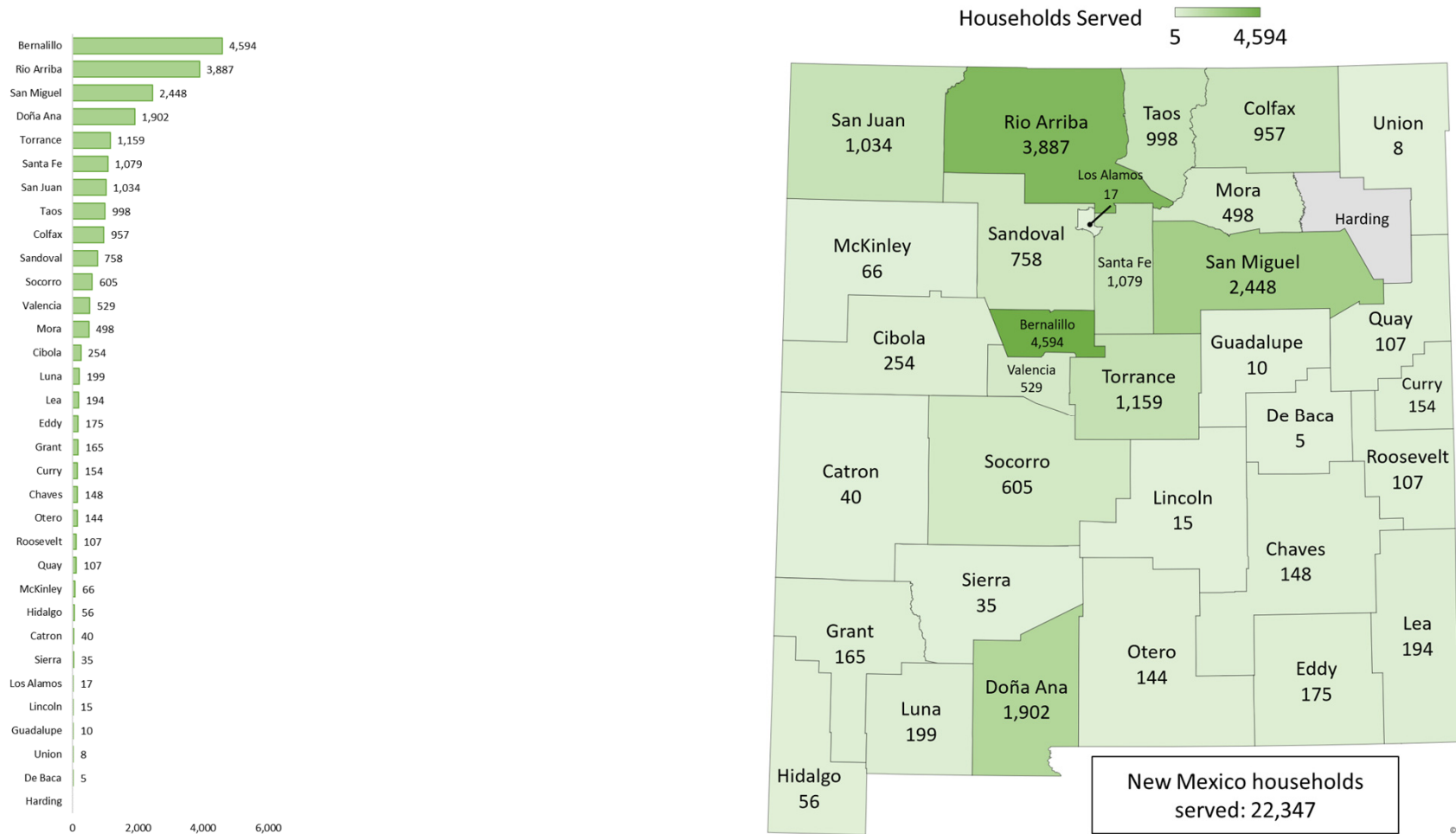
Section 4 | Programs and Services

New Mexico Community Action Program Community Services Block Grant (CSBG) Individuals Served by County Federal Fiscal Year (FFY) 21



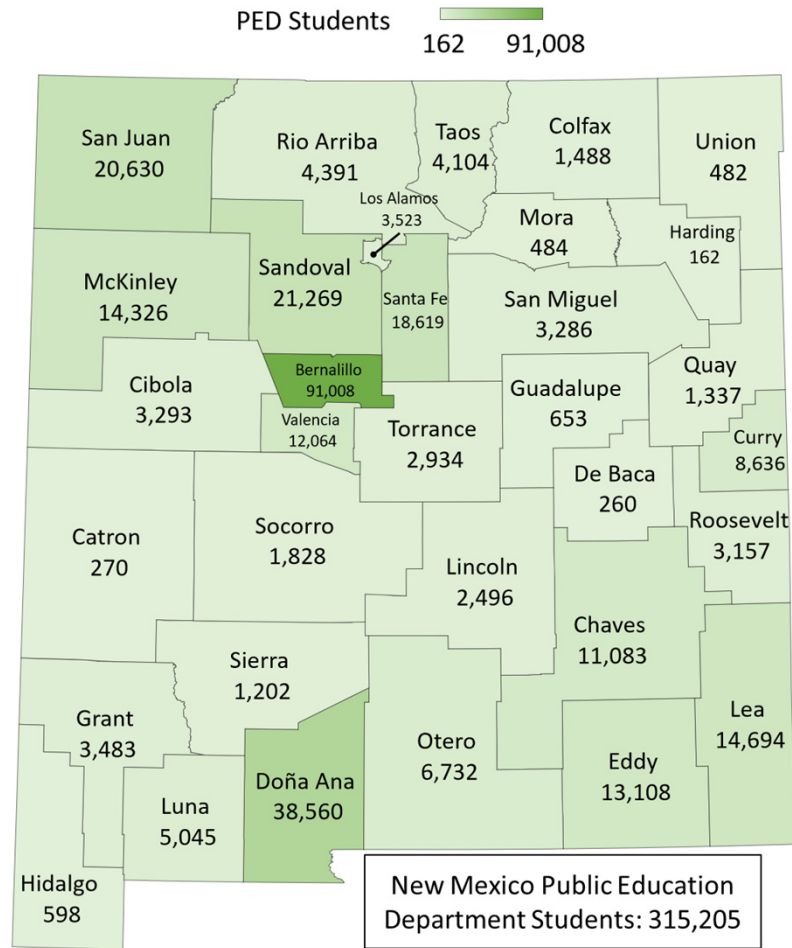
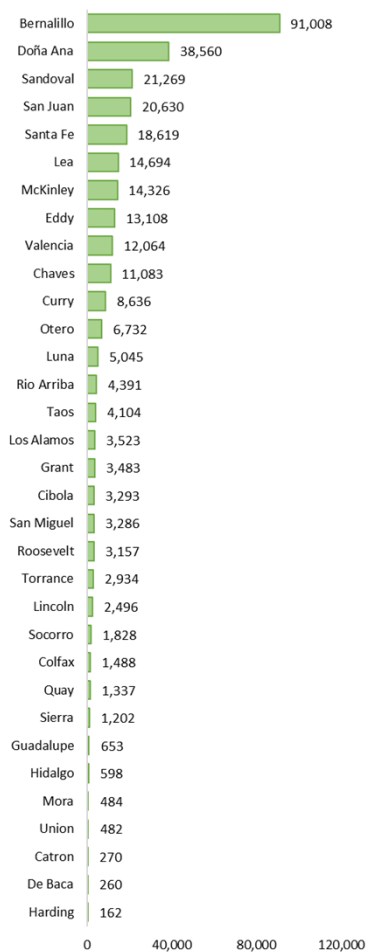
Note: Each community action agency area of service includes different programs and services depending on the area. See key terms page at the beginning of this section of the book for more detail.
[Source:](#) Department of Health and Human Services, Community Services Block Grant, Annual Report covering 10/1/2019-9/30/20.

New Mexico Community Action Program Community Services Block Grant (CSBG) Households Served by County Federal Fiscal Year (FFY) 21



Note: Each community action agency area of service includes different programs and services depending on the area. See key terms page at the beginning of this section of the book for more detail.
 Source: Department of Health and Human Services, Community Services Block Grant, Annual Report covering 10/1/2019-9/30/20.

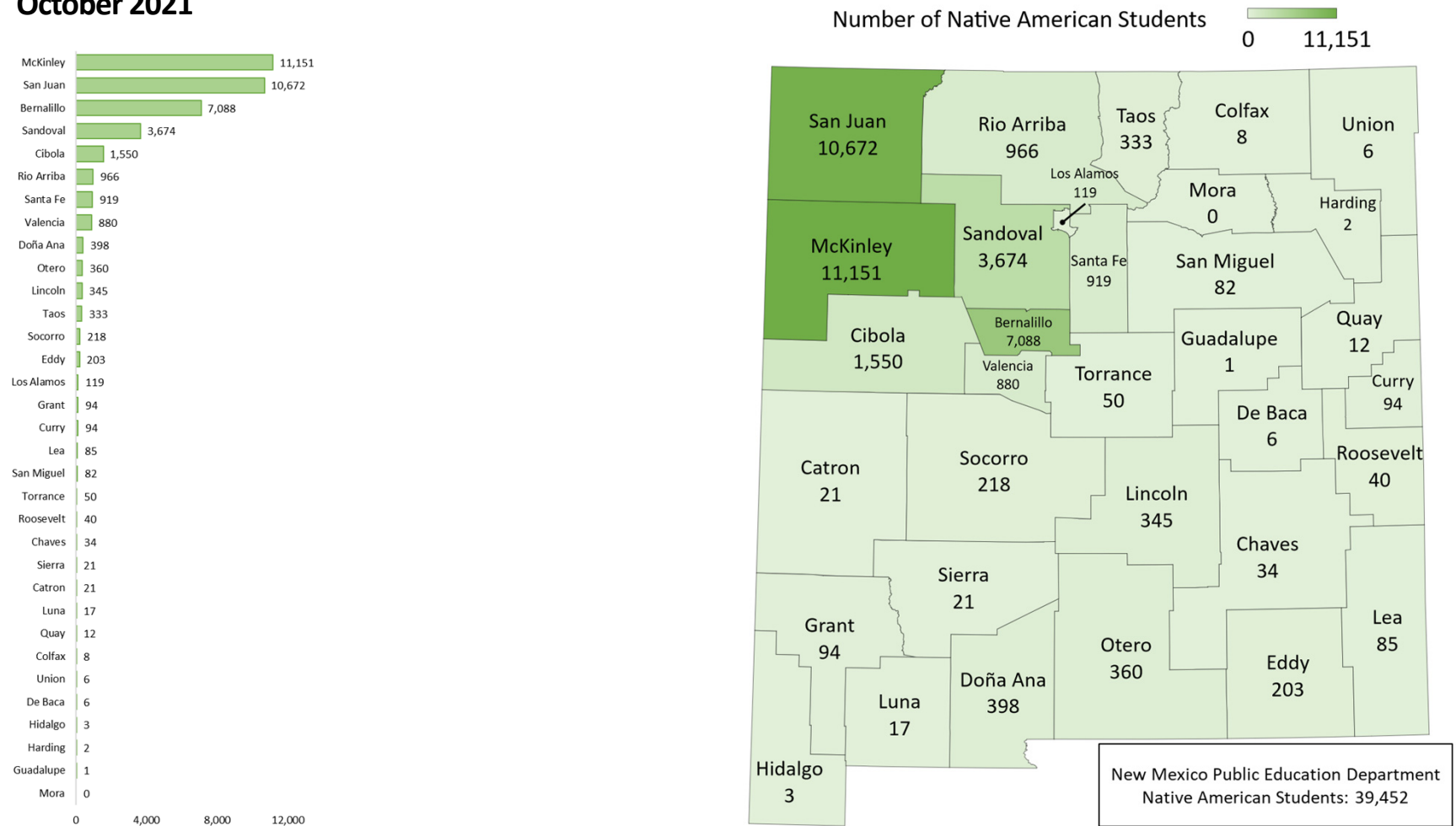
New Mexico Public Education Department (PED) Number of Students by County as of October 2021



Powered by Bing
© GeoNames, HERE

Source: Public Education Department (PED) Student Teacher Accountability Reporting System (STARS) 120d 2021 school year.

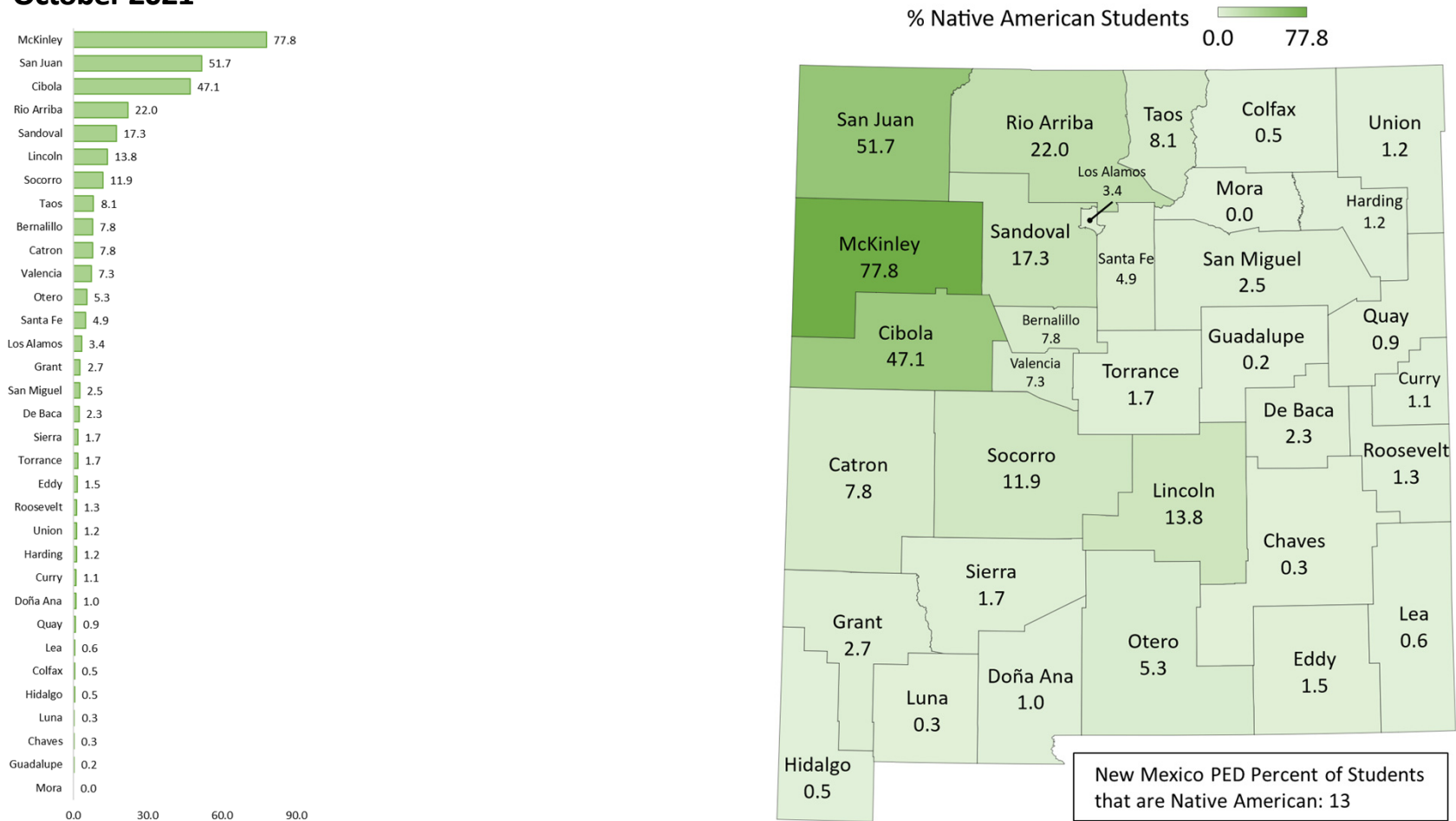
New Mexico Public Education Department (PED) Number of Students who are Native American by County as of October 2021



Source: Public Education Department (PED) Student Teacher Accountability Reporting System (STARS) 120d 2021 school year.

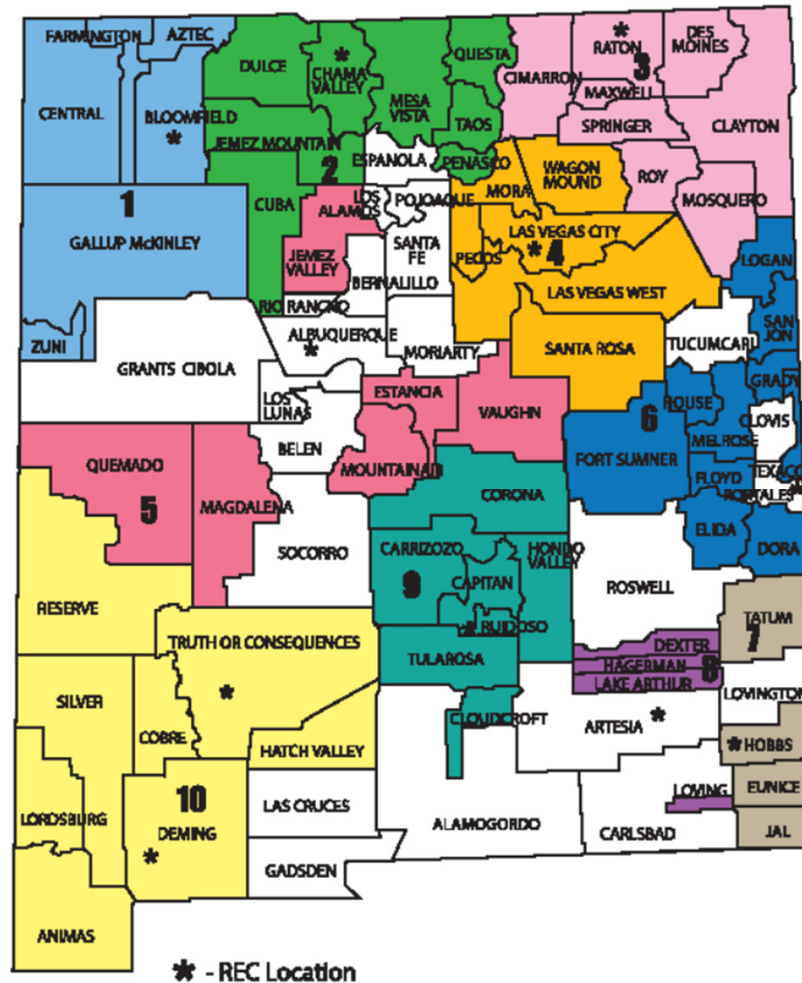
Section 4 | Programs and Services

New Mexico Public Education Department (PED) Percentage of Students who are Native American by County as of October 2021



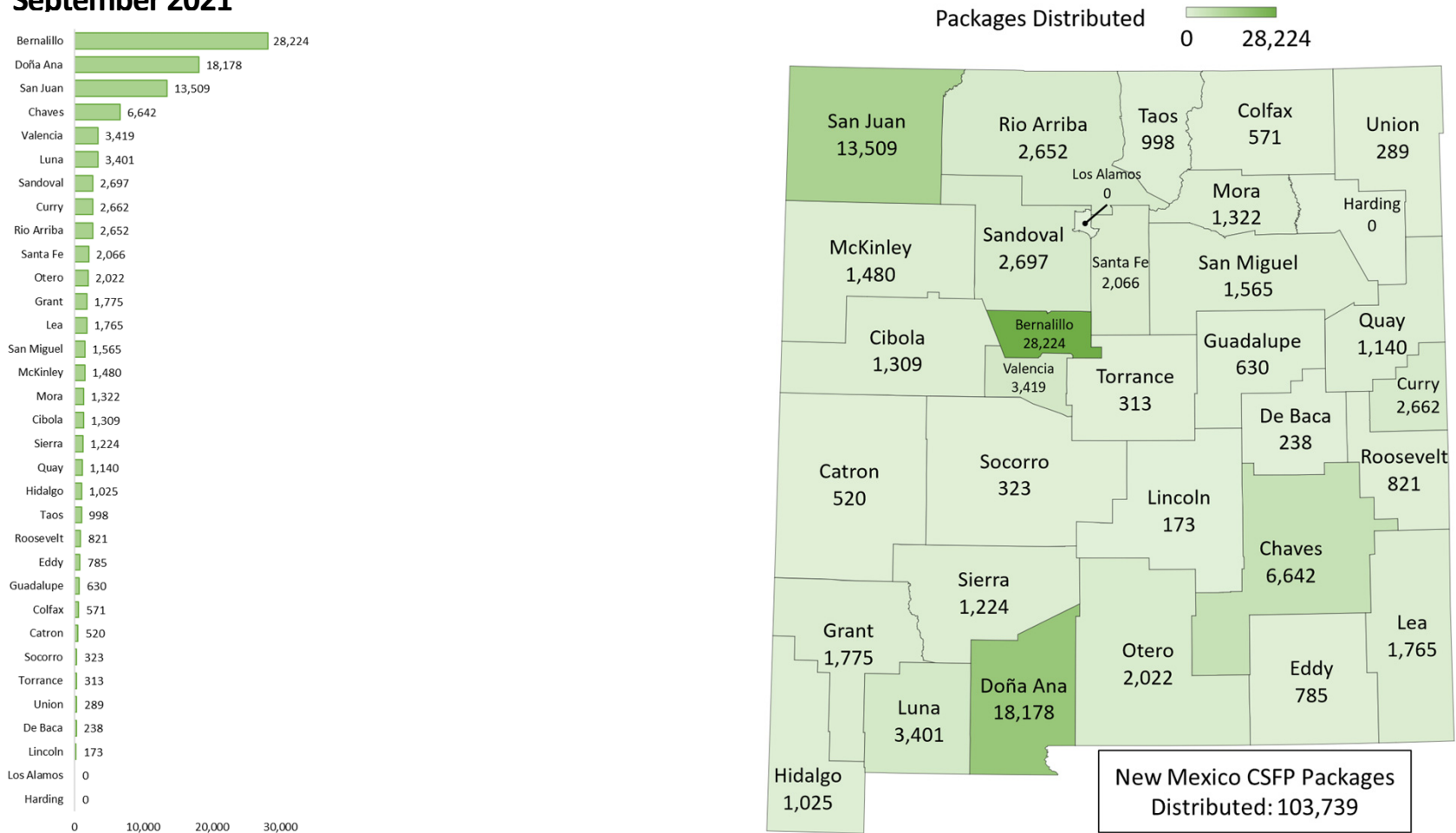
Source: Public Education Department (PED) Student Teacher Accountability Reporting System (STARS) 120d 2021 school year.

New Mexico Public Education Department (PED) Regional Education Cooperatives (RECs) by School District as of October 2021



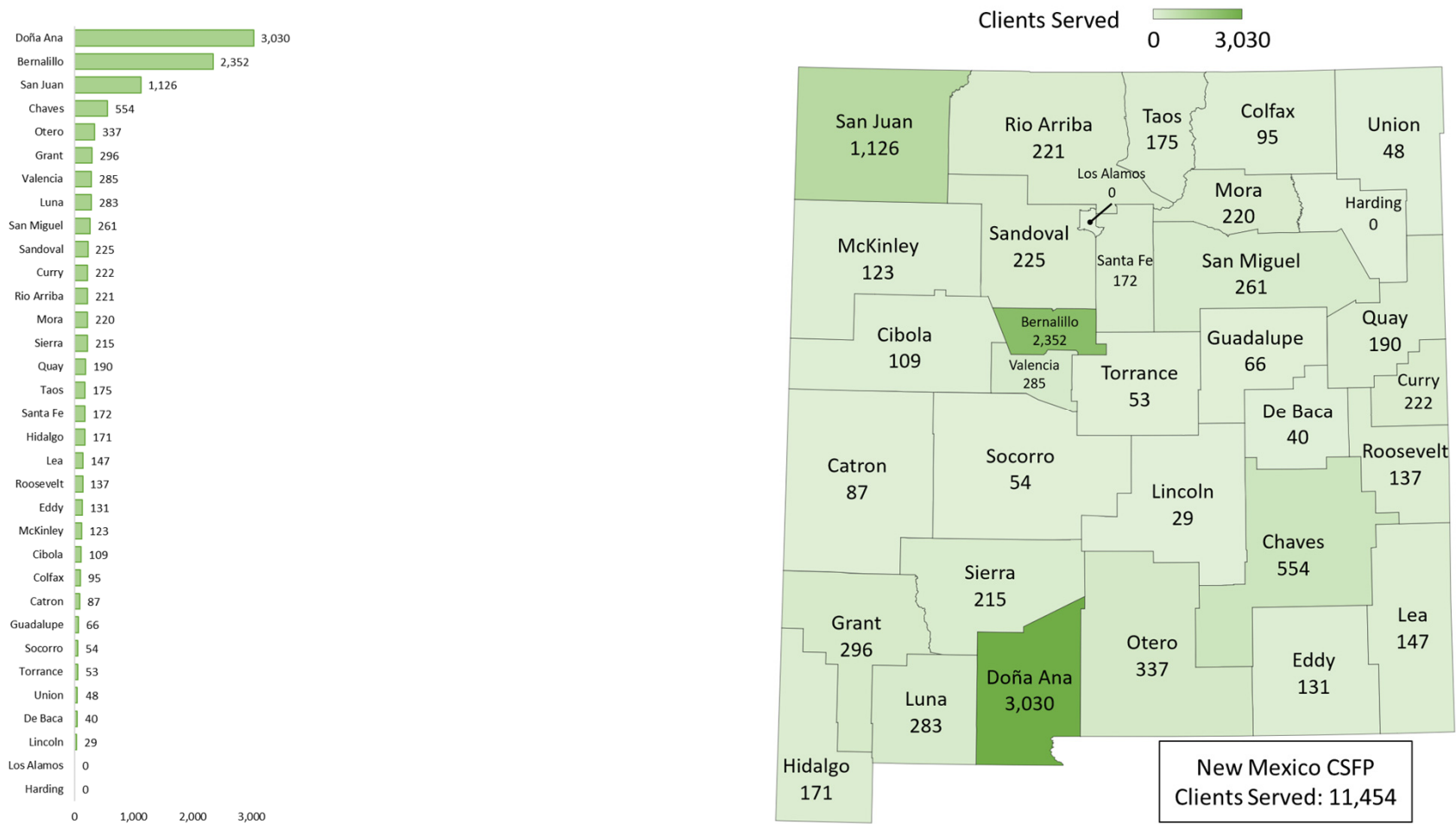
Source: New Mexico Public Education Department, https://tb2cdn.schoolwebmasters.com/acnt_257644/site_508250/Documents/REC-Map.pdf (found on the [Central Region Education Cooperative homepage](#)).

New Mexico Commodity Supplemental Food Program (CSFP) Packages Distributed by County October 2020 - September 2021



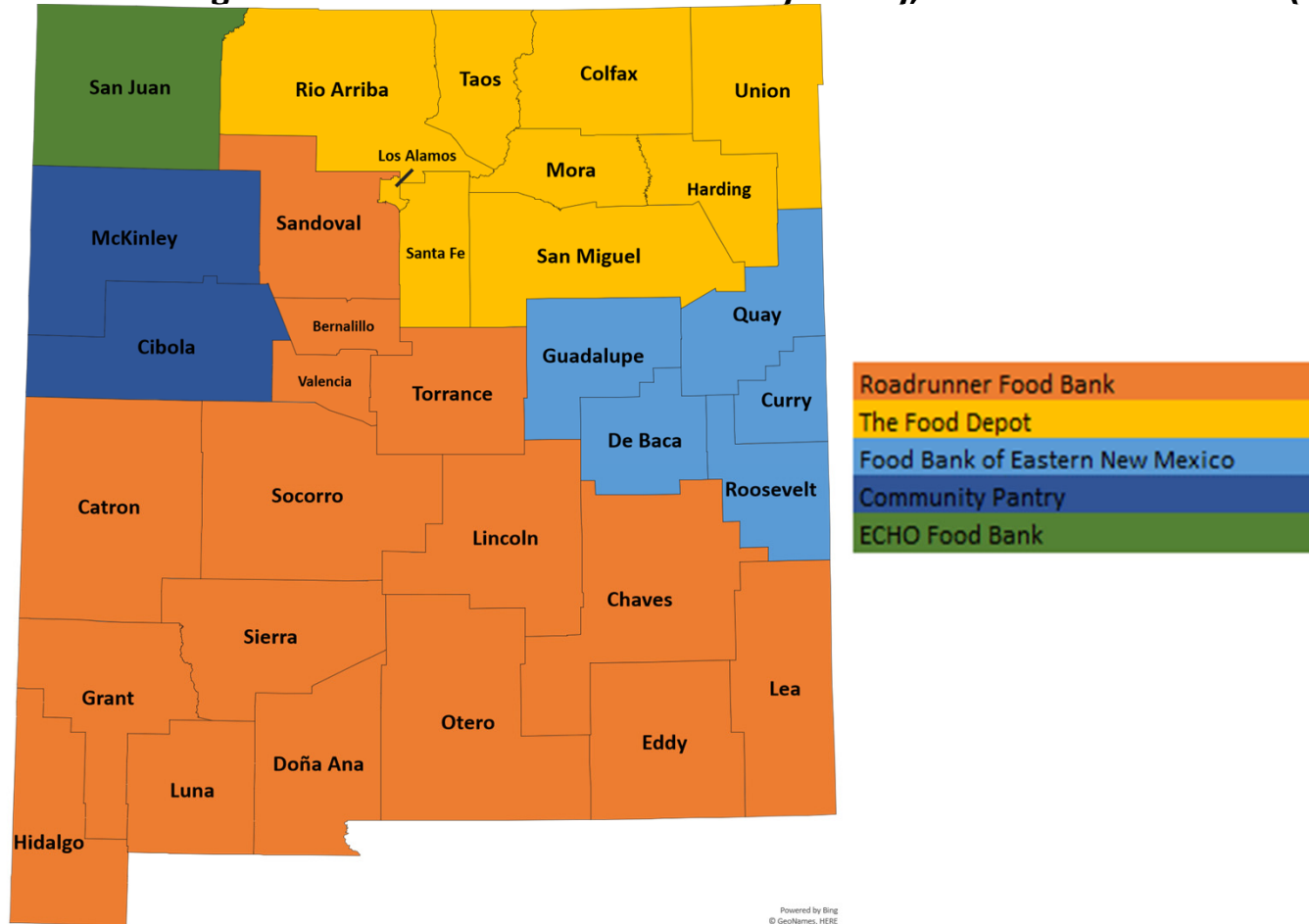
[Source:](#) Integrated Commodity Supplemental Food Program (CSFP) Operating System (ICOS) is a web-based system used to manage New Mexico's USDA Commodity Supplemental Food Program (CSFP). Data was pulled in November 2021.

New Mexico Commodity Supplemental Food Program (CSFP) Clients Served by County October 2020 - September 2021



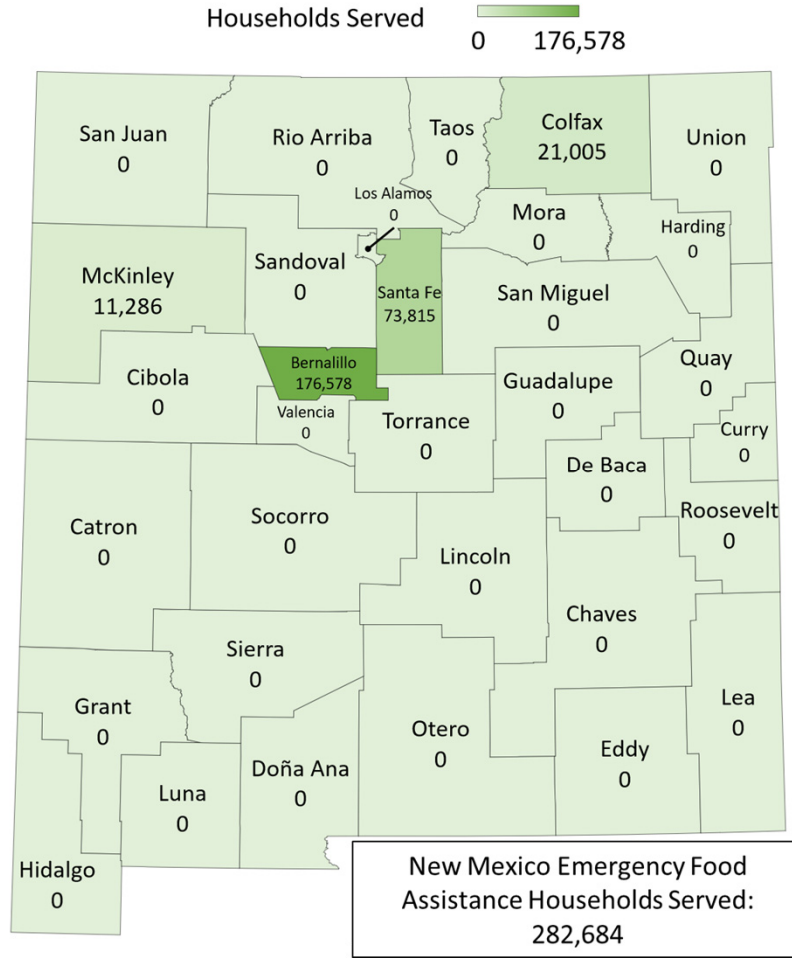
[Source:](#) Integrated Commodity Supplemental Food Program (CSFP) Operating System (ICOS) is a web-based system used to manage New Mexico's USDA Commodity Supplemental Food Program (CSFP). Data was pulled in November 2021.

Emergency Food Assistance Program Food Bank Areas of Assistance by County, Federal Fiscal Year 2022 (FFY22)



[Source:](#) Created by Roadrunner Food Bank for Food and Nutrition Services

New Mexico Emergency Food Assistance Program Households Served Monthly January-August 2021



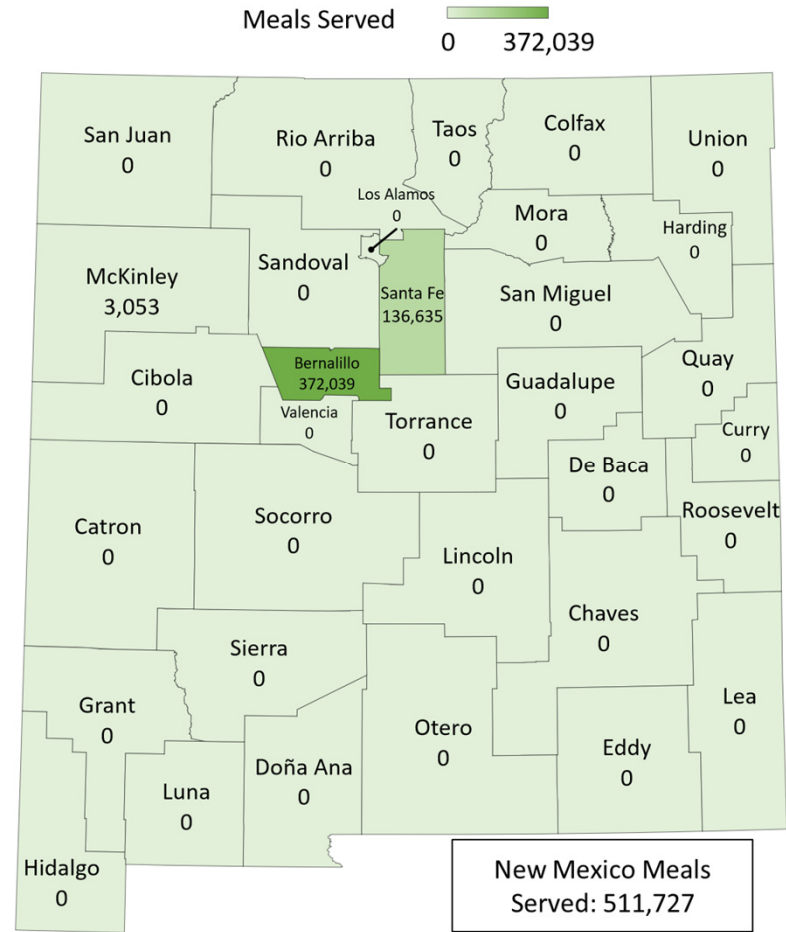

Powered by Bing © GeoNames, HERE

Source: Children Youth and Families Department (CYFD) data request for Emergency Food Support Function 6 (ESF6), November 2021.

Section 4 | Programs and Services

2022 Data Book | New Mexico Health and Human Services

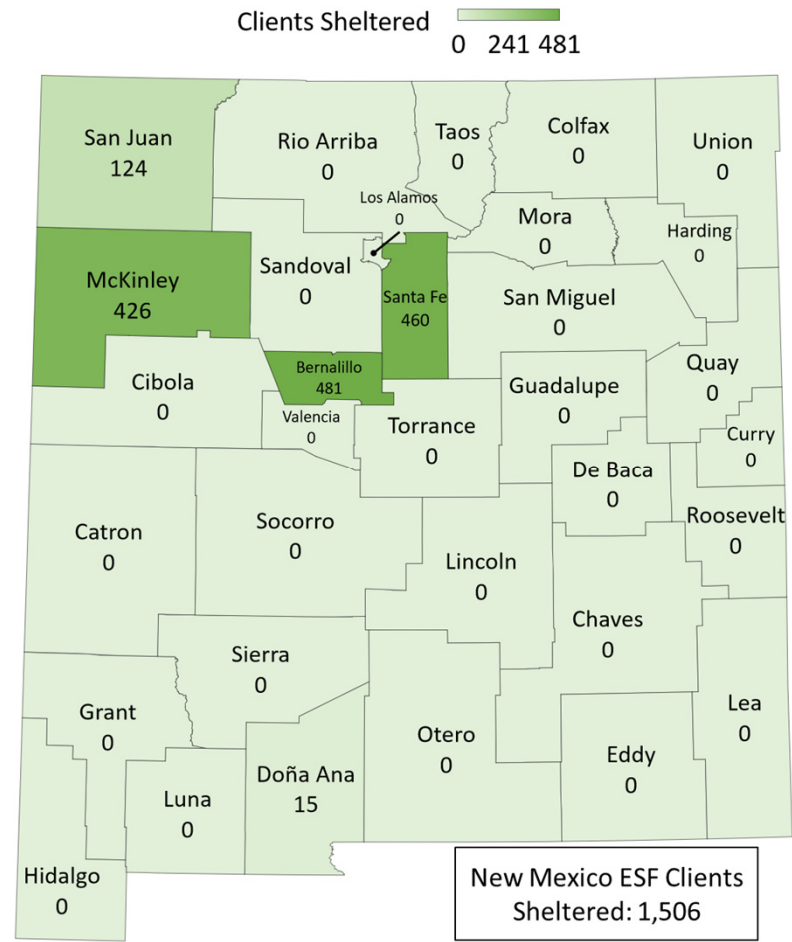
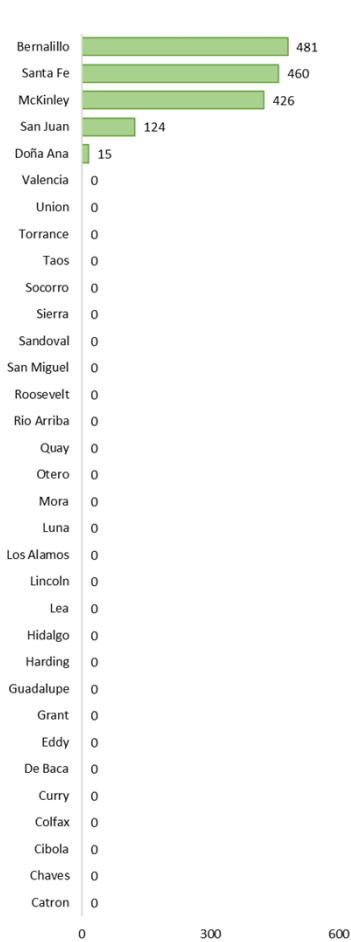
New Mexico Meals Served at Soup Kitchens and Shelters Monthly January-August 2021



Powered by Bing
© GeoNames, HERE

Source: New Mexico Human Services Department, Food and Nutrition Services Bureau, November 2021.

New Mexico Emergency Support Function (ESF) Total Sheltered with Non-Congregate Shelter by County, January- November 2021



Source: Children Youth and Families Department (CYFD) data request for Emergency Food Support Function 6 (ESF6), November 2021.