

STATE OF NEW MEXICO  
HUMAN SERVICES DEPARTMENT  
PROFESSIONAL SERVICES CONTRACT  
CONTRACT AMENDMENT NO. 10

**This Contract Amendment No. 10 ("Amendment No. 10") to Contract No. 09-630-7903-0063** is made and entered into by and between the State of New Mexico Interagency Behavioral Health Purchasing Collaborative (hereinafter referred to as the "Collaborative") and United HealthCare Insurance Company and United Behavioral Health, through their joint venture OptumHealth New Mexico, the Statewide Entity ("SE"), (hereinafter referred to as "SE" or "Contractor").

**WITNESSETH:**

**WHEREAS**, the Collaborative and the Contractor previously entered into Contract No. 09-630-7903-0063-A9 providing for services to be provided to the Collaborative by the Contractor; and

**WHEREAS**, additional federal and state funds have become available to the Human Services Department and the Corrections Department respectively; and

**WHEREAS**, the Contractor has agreed to the addition of the federal and state funds to the contract and the New Mexico Interagency Behavioral Health Purchasing Collaborative voted during its April 12, 2012 meeting to approve Contract Amendment No. 10 for such purpose; and

**WHEREAS**, Attachment xxx – FY 2012 Funding Table will be amended to reflect the addition of the aforementioned federal funds; and


**NOW, THEREFORE, IT IS MUTUALLY AGREED BETWEEN THE PARTIES THAT THE FOLLOWING PROVISIONS OF THE ABOVE-REFERENCED CONTRACT NO. 09-630-7903-0063-A9 (hereinafter referred to as the "Contract") IS HEREBY AMENDED AS FOLLOWS:**

**Appendix xxx , FY 2012 Funding Table** of Amendment 9, and referenced in Article 6 of the Contract is replaced with Appendix xxx, FY 2012 Funding Table of Amendment No. 10, on behalf of the member agency, the Human Services Department and is attached and incorporated by reference in its entirety into Amendment No. 10 and the Contract. The revisions to the amended Appendix xxx appear in bold text in the Appendix.

**All other articles, provisions and terms of the Contract shall remain unchanged.**

**IN WITNESS WHEREOF**, the parties have executed this Amendment No. 10 as of the date of the last signature of the Executive Committee of the New Mexico Interagency Behavioral Health Purchasing Collaborative. The Executive Committee executes this Contract only to the extent of their statutory authority as members of the Collaborative and the Executive Committee.

**STATEWIDE ENTITY**


By: 

Date: 5/4/12

Title: CEO, OBHS

**STATE OF NEW MEXICO**

Approved as to Form and Legal sufficiency:


By:   
Counsel for the Collaborative

Date: 5/10/12

The records of the Taxation and Revenue Department reflect that the Contractor is registered with the Taxation and Revenue Department of the State of New Mexico to pay gross Receipts and compensating taxes.


**TAXATION AND REVENUE DEPARTMENT**

ID Number: 03-140568-001


By: 

Date: 5/16/12

**EXECUTIVE COMMITTEE, NEW MEXICO  
BEHAVIORAL HEALTH PURCHASING  
COLLABORATIVE**

  
Yolanda Berumen-Deines, Secretary  
Children, Youth and Families Department

Date 5/16/12

  
Sidonie Squier, Secretary  
Human Services Department

Date 5/14/12

**APPENDIX xxx**  
**FY 2012 Funding Table**  
**Amendment No. 10**

Funding Source (Fed/State)	Total Funding	Direct Services	Indirect Services	Percent Indirect Services	Individuals Served	Programs/Services Provided	Special Parameters
<b>NM Corrections Department - Community Programming</b>							
Community Offender Management (Probation and Parole) - General Fund	3,366,200	3,265,214	100,986	3.00%	Individuals under NMCD supervision in the community, either probation or parole, or discharging from prison or jail to community supervision.	Outpatient services for BH, Residential Substance Abuse programming and life maintenance services	See General Fund Appropriations; NMCD Strategic Plan, budget-based Performance Measures
Community Corrections Fund - General Fund	2,311,500	2,242,155	69,345	3.00%	Individuals under NMCD supervision in the community, either probation or parole, or discharging from prison or jail to community supervision.	Outpatient services for BH, Residential Substance Abuse programming and life maintenance services	NMCD Strategic Plan, budget-based Performance Measures; community corrections Statute; NMSA 33.9.1 - 33.9.10 (1989)
<b>GRAND TOTAL NMCD</b>	<b>5,677,700</b>	<b>5,507,369</b>	<b>170,331</b>				
<b>Aging and Long-Term Services Department</b>							
General Fund	55,572	55,572	0	0.00%	Persons age 55 and older	Provide individual and group peer counseling services. Such services shall be provided in home and community-based settings, including senior centers.	
<b>GRAND TOTAL ALTSD</b>	<b>55,572</b>	<b>55,572</b>	<b>0</b>				
<b>Human Services Department</b>							

**APPENDIX xxx  
FY 2012 Funding Table  
Amendment No. 10**

Funding Source (Fed/State)	Total Funding	Direct Services	Indirect Services	Percent Indirect Services	Individuals Served	Programs/Services Provided	Special Parameters
Medicaid: Managed Care, Federal	174,520,000	150,087,200	24,432,800	14.00%	All Medicaid-eligible individuals enrolled in managed care	Medicaid Behavioral Health Services as identified in HSD/MAD regulations	Projected Amount. Final amounts depend on negotiated rates and actual number of enrolled individuals.
Medicaid: Managed Care, State	75,516,000	64,943,760	10,572,240	14.00%	All Medicaid-eligible individuals not enrolled in managed care	Medicaid Behavioral Health Services as identified in HSD/MAD regulations	Projected Amount. Final amounts depend on negotiated rates and actual number of enrolled individuals. Claims and administrative fees are projected amounts subject to variation based on enrollment and utilization trends. Claims for direct services are passed through to HSD for payment. The admin fee is a set amount per month per enrollee, therefore, the percentage of total will vary depending on the relationship between the number of enrollees and total claims paid.
Medicaid: Coordinated FFS, Federal	28,409,091	27,159,091	1,250,000	4.40%	All Medicaid-eligible individuals not enrolled in managed care	Medicaid Behavioral Health Services as identified in HSD/MAD regulations	

**APPENDIX xxx  
FY 2012 Funding Table  
Amendment No. 10**

Funding Source (Fed/State)	Total Funding	Direct Services	Indirect Services	Percent Indirect Services	Individuals Served	Programs/Services Provided	Special Parameters
Medicaid: Coordinated FFS, State	10,504,202	9,254,202	1,250,000	11.90%	All Medicaid-eligible individuals not enrolled in managed care	Medicaid Behavioral Health Services as identified in HSD/MAD regulations	Claims and administrative fees are projected amounts subject to variation based on enrollment and utilization trends. Claims for direct services are passed through to HSD for payment. The admin fee is a set amount per month per enrollee, therefore, the percentage of total will vary depending on the relationship between the number of enrollees and total claims paid.
TOTAL MEDICAID	288,949,293	251,444,253	37,505,040				
BHSD: General Fund Substance Abuse	14,749,220	13,008,812	1,740,408	11.80%	Non-Medicaid-eligible adults (age 18+) who meet certain clinical and financial criteria	Substance Abuse Residential, Outpatient Svcs; Native American Svcs; Methamphetamine Treatment	Funds will be expended as directed by BHSD. To pay administrative funds for federal grants (\$10,115-new MHTG; \$8,704-NIDA; \$23,699-PPW; \$52,677-Jail Diversion; \$30,512-original MHTG).
	125,707		125,707				
	2,548,454	2,344,578	203,876	8.00%		Total Community Approach	
sub-total - BHSD GF Substance Abuse	17,423,381	15,353,390	2,069,991				

**APPENDIX xxx  
FY 2012 Funding Table  
Amendment No. 10**

Funding Source (Fed/State)	Total Funding	Direct Services	Indirect Services	Percent Indirect Services	Individuals Served	Programs/Services Provided	Special Parameters
BHSD General Fund Mental Health	16,883,606	14,891,341	1,992,265	11.80%		Mental Health Inpatient & Outpatient Services; Jail Diversion; School-Based MH Svcs; Supported Employment, Compulsive Gambling.	Funds will be expended as directed by BHSD
	645,722	594,064	51,658	8.0%		Psychotropic Medications	Funds will be expended as directed by BHSD
	1,037,993	954,954	83,039	8.00%		Veterans BHS/PTSD	Funds will be expended as directed by BHSD
	1,056,805	1,016,525	40,280	3.81%		Supportive Housing	Funds will be expended as directed by BHSD
sub-total BHSD GF Mental Health	19,624,126	17,456,884	2,167,242				
BHSD: Community MH Block Grant - Federal	1,418,868	1,418,868	0	0.00%	Non-Medicaid-eligible adults (age 18+) who meet certain clinical and financial criteria Treatment: Non-Medicaid eligible adults (age 18+) who meet certain clinical and financial criteria; and targeted community services.	Mental Health Outpatient Services	CMH Federal Block Grant requirements. Funds will be expended as directed by BHSD.
BHSD: SAPT Block Grant - Federal	5,152,466	5,152,466	0	0.00%		Substance Abuse Residential & Outpatient Services	SAPT Block Grant Federal Requirements. CMH Federal Block Grant requirements. Funds will be expended as directed by BHSD.

**APPENDIX xxx  
FY 2012 Funding Table  
Amendment No. 10**

Funding Source (Fed/State)	Total Funding	Direct Services	Indirect Services	Percent Indirect Services	Individuals Served	Programs/Services Provided	Special Parameters
	2,219,300	2,219,300	0	0.00%	Children, families and communities; Prevention: targeted to individuals, families and communities not in need of treatment services. Specific services 0 - 6 year olds; k-6th grade; 12-17 year olds and targeted community services.	Evidence-Based Prevention Programs	Must follow SAPT Block Grant Requirements. Funds will be expended as directed by BHSD.
BHSD: Access to Recovery (ATR III) - Federal	2,880,769	2,815,769	65,000	2.26%	Non-Medicare-eligible adults (aged 18+) who meet certain clinical and financial criteria	Voucher-based substance abuse treatment referral system.	ATR fed requirements. Funds will be expended and invoiced as directed by BHSD. The admin costs have a dedicated purpose to be detailed in LOD. The admin costs will be comprised of \$238,175 for OHNM direct admin and \$65,000 for ATR Program Support.
BHSD: Jail Diversion Veteran's Fund - Federal	393,741	393,741	0	11.80%	Individuals living in Sandoval, San Juan and McKinley Counties with preference to veterans and a focus on Native American Veterans.	BH treatment as a means for jail diversion	JDVVF federal requirements. Funds will be expended as directed by BHSD in LOD. \$52,677 (11.8%) administrative costs to be paid from state general funds, as directed.

**APPENDIX xxx  
FY 2012 Funding Table  
Amendment No. 10**

Funding Source (Fed/State)	Total Funding	Direct Services	Indirect Services	Percent Indirect Services	Individuals Served	Programs/Services Provided	Special Parameters
BHSD: Data Infrastructure Grant (DIG) - Federal	12,750	12,750	0		Persons with mental illness or co-occurring disorders who are homeless or at risk of homelessness; target veterans and Native Americans	Collection of Collaborative client-level data and technical support for Federal reporting requirements.	DIG Federal regulations. LOD Directive. Preapproval required for expenditure of funds.
BHSD: MH Transformation (Original) - Federal	502,015	502,015	0		Persons with mental illness or co-occurring disorders who are homeless or at risk of homelessness; target veterans and Native Americans	Supportive Housing, Comprehensive Community Support Services, Consumer Operated Services.	Federal regulations. Funds will be expended as directed by BHSD in LOD. \$30,512 (5.7%) admin costs will be paid from state general funds, as directed.
BHSD: MH Transformation (New) - Federal	167,340	167,340	0		Persons with mental illness or co-occurring disorders who are homeless or at risk of homelessness; target veterans and Native Americans	Supportive Housing, Comprehensive Community Support Services, Consumer Operated Services.	Federal regulations. Funds will be expended as directed by BHSD in LOD. \$10,115 (5.7%) admin costs will be paid from state general funds, as directed.
BHSD: Nat'l Inst on Drug Abuse (NIDA) - Federal	144,000	144,000	0		Women who are pregnant or who have given birth within the prior 12 months who have experienced trauma and substance abuse.	Research grant for the evaluation of Total Community Approach programs.	Federal regulations. Funds will be expended as directed by BHSD in LOD. \$8,704 (5.7%) admin costs will be paid from state general funds, as directed.
BHSD: Crossroads: Supporting Families - Federal	392,078	392,078	0			Residential Treatment Pregnant and Post-Partum Women's Program (PPW)	To follow federal regulations. Funds will be expended as directed by BHSD in LOD. \$23,699 (5.7%) will be paid from state general funds, as directed.



**APPENDIX xxx  
FY 2012 Funding Table  
Amendment No. 10**

Funding Source (Fed/State)	Total Funding	Direct Services	Indirect Services	Percent Indirect Services	Individuals Served	Programs/Services Provided	Special Parameters
sub-total BHSD Federal Funds	13,283,327	13,218,327	65,000				
TOTAL BHSD	50,330,834	46,028,601	4,302,233				
GRAND TOTAL HSD	339,280,127	297,472,854	41,807,273				
<b>CHILDREN, YOUTH AND FAMILIES DEPARTMENT</b>							
General Fund	8,741,900	8,462,159	279,741	3.20%	CYFD and non-CYFD involved/referred youth (to age 21); those at risk of CYFD involvement	Mandatory, Priority and Non-Priority services, allocations will be provided by a separate L.O.D.	HB 2- §4
Sub-Total - GF	8,741,900	8,462,159	279,741				
CMH Block Grant - Federal	350,000	350,000	0	0.00%	CYFD and non-CYFD involved/referred youth (to age 21); those at risk of CYFD involvement	Evidence-Based Programs and Training	CMH Mental Health block grant regulations. LOD Directive.
System of Care - Federal	1,022,631	940,821	81,810	8.0%	CYFD and non-CYFD involved/referred youth (to age 21); those at risk of CYFD involvement	Provider services to 224 youth: 24 in Santa Clara Pueblo, 100 in Albuquerque, 100 in Silver City	SOC Federal regulations. LOD Directive
Sub-Total - Federal	1,372,631	1,290,821	81,810				

**APPENDIX xxx  
 FY 2012 Funding Table  
 Amendment No. 10**

Funding Source (Fed/State)	Total Funding	Direct Services	Indirect Services	Percent Indirect Services	Individuals Served	Programs/Services Provided	Special Parameters
GRAND TOTAL CYFD	10,114,531	9,752,980	361,551				
<b>FUNDING TABLE GRAND TOTAL</b>	<b>355,127,930</b>	<b>312,788,775</b>	<b>42,339,155</b>				